



NASH OS

TO POWER YOUR ECOMMERCE.

CHAPTERS:

 Introduction to Nash OS

 Multi-Channel Selling

 Payments

 Buyers & Sellers

 Community-360

 Security

 Themes for your website

 UX & Navigation

 Admin Panel

 Desktop Apps



Introduction to Nash OS

Welcome to Nash OS

Welcome to Nash OS! Whether you are opening a new online store or are interested in using Nash OS as your ecommerce platform, you can find out more information about your options here.




Demo Nash OS

The all-built-in-one, automatic, ready-to-go out-of-box, easy-to-use state-of-the-art, and really awesome Nash.Operating.System. Over 25,000+ flexible features and controls and all scalable!! The most powerful solution ever built to instantly deliver new heights of online enterprise to you. DEMO NASH OS



Rent Nash OS

The all-built-in-one, automatic, ready-to-go out-of-box, easy-to-use state-of-the-art, and really awesome Nash.Operating.System. Over 25,000+ flexible features and controls and all scalable!! The most powerful solution ever built to instantly deliver new heights of online enterprise to you. RENT NASH OS



Buy Nash OS

The all-built-in-one, automatic, ready-to-go out-of-box, easy-to-use state-of-the-art, and really awesome Nash.Operating.System. Over 25,000+ flexible features and controls and all scalable!! The most powerful solution ever built to instantly deliver new heights of online enterprise to you. BUY NASH OS



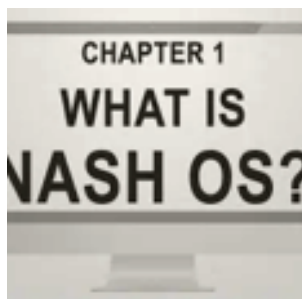
Server Check System

Server Check System is a free app that can instantly provide your server status against minimal requirements for Nash OS to run on it. In other words, If you need to be 100% sure that your server is ready for Nash OS then download this app, unzip it to your desktop, read the included README text file, that tells you what steps you need to do in order to check your server status against Nash OS minimal server requirements.



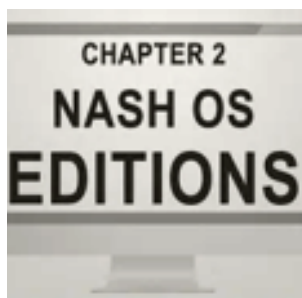
Video Tutorial 1 - What is Nash OS

In chapter one of the Nash OS for Beginners Foundation Course, we are going to explore what Nash OS is, and what its capable of.



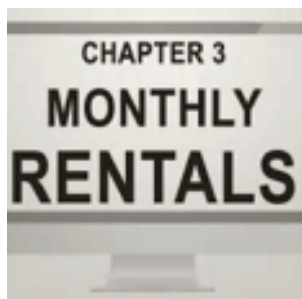
Video Tutorial 2 - Nash OS Editions

In chapter two of the Nash OS for Beginners Foundation Course, we are going to explore Nash OS Editions, and what options are included with each.



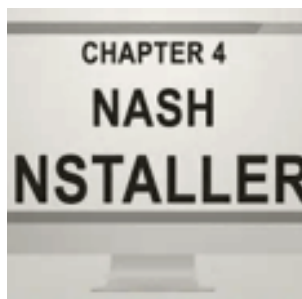
Video Tutorial 3 - Nashload.com

In chapter three of the Nash OS for Beginners Foundation Course, we are going to explore what Nashload.com is, and what its capable of.



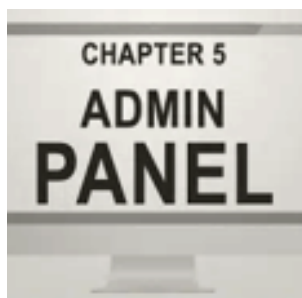
Video Tutorial 4 - Nash Installer

In chapter four of the Nash OS for Beginners Foundation Course, we are going to explore what Nash Installer is, and what its capable of.



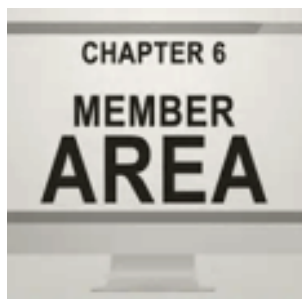
Video Tutorial 5 - Admin

In chapter five of the Nash OS for Beginners Foundation Course, we are going to explore what Nash OS Admin Panel is, and what its capable of.



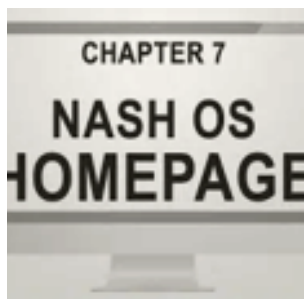
Video Tutorial 6 - Member Area

In chapter six of the Nash OS for Beginners Foundation Course, we are going to explore what Nash OS Member Area is, and what its capable of.



Video Tutorial 7 - Homepage

In chapter seven of the Nash OS for Beginners Foundation Course, we are going to explore what Nash OS Homepage is, and what its capable of.




Video Tutorial 8 - Community-360

In chapter eight of the Nash OS for Beginners Foundation Course, we are going to explore what Nash OS Community-360 is, and what its capable of.



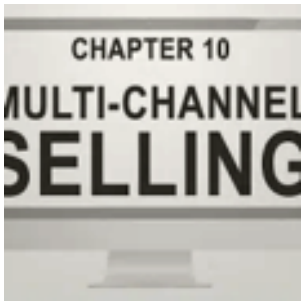
Video Tutorial 9 - Help Center

In chapter nine of the Nash OS for Beginners Foundation Course, we are going to explore what Nash OS Help Center is, and what its capable of.



Video Tutorial 10 - Multi-Channel Selling

In chapter ten of the Nash OS for Beginners Foundation Course, we are going to explore what Nash OS Multi-Channel Selling is, and what its capable of.

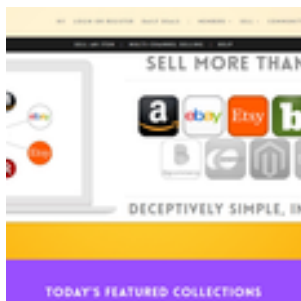




Multi-Channel Selling

What is Multi-Channel Selling?

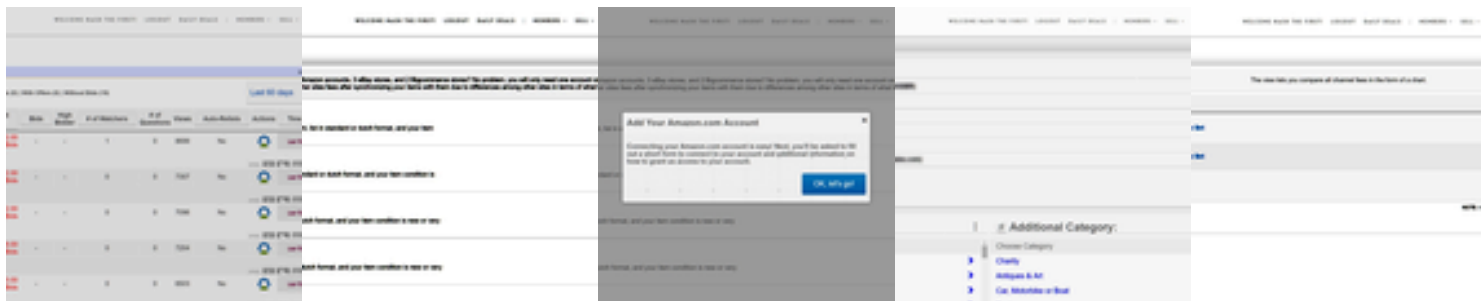
The Multi-Channel Selling (or MCS for shorter) technology allows sellers add listings of products on multiple ecommerce sites directly from Nash OS. Simply adding items to Nash OS posts same items automatically on following sites: Woocommerce, Shopify, Bonanza, Etsy, Ebay, Amazon, Rakuten, Bigcommerce, Newegg, Sears, Alibaba, Walmart, Magento. The above sites (also known as channels in Nash OS) need to be enabled by sellers (on channel by channel basis) via authentication process in their members area of Nash OS, however all channels are mainly controlled by the admin of the site where Nash OS has been installed. Once channels have been enabled and listings have been added by sellers, the MCS listings can be fully managed, such as revised, removed, marked as sold/unsold and etc. Some channels (such as Ebay and Amazon) can also be set in Nash OS by sellers to use channels fulfilment (shipping and handling) centers. Here is, for example, more detailed information on what is fulfilment by ebay, and fulfilment by amazon.



Members Area: Multi-Channel Selling Views

Your site members can navigate to Multi-Channel Selling via Members Area, here are the steps:1. Login to Members Area.2. Click on the hamburger icon at the top of the screen.3. Scroll the menu to the sell link to hover over it to see its submenu.4. Scroll the submenu to the multi-channel selling link to click on it to open its view.5. Once inside the view you will see various channels to add to your MCS (see picture #2 for more info).6. Simply click on the plus sign to add any channel of your choice.7. Once clicked on the plus sign, you will be presented to the authentication popup that will take your through entire process of adding a channel of your choice to your MCS in Nash OS. When a member has at least one channel added, then he/she will be able to utilize it during SYI (Sell Your Item) process as well as Fulfilment by Amazon or Fulfilment by Ebay, Charts, etc. (see picture #4 for more info). The Charts for Multi-Channel Selling

allow sellers to compare all channel fees (see picture #5 for more info).



Admin Panel: Multi-Channel Selling Views

Settings for Multi-Channel Selling can be found inside the Admin Panel and to navigate to MCS settings, just follow below steps: 1. Login to Admin Panel. 2. Scroll left side navigation menu until you see Multi-Channel Selling and click on any of the channels to set them up to become available for sellers to proceed to their authentications (see pictures for more info). As the site's admin you can charge sellers for using MCS on your site. You can set a one-time fee or a recurring fee, whichever is better for your business.



Payments


PayFast

PayFast is a payment gateway that allows the site owner (also known as site admin or admins) to accept various payments from sellers and buyers when they set to pay for the site usage on various occasions such as subscriptions, funding their accounts, pay for various features, as well as for products (or subscriptions, or escrow) sold by sellers and etc. PayFast is available to the site owner and site members. Please keep your eye on Nash OS blog for news and updates on this feature. What is PayFast? [Click here to find more info on the subject.](#)



BitPay

BitPay is a payment gateway that allows the site owner (also known as site admin or admins) to accept bitcoins and cryptocurrency from sellers and buyers when they set to pay for the site usage on various occasions such as subscriptions, funding their accounts, pay for various features and etc. BitPay is available to the site owner as we speak. Sellers cannot use BitPay for now. Please keep your eye on Nash OS blog for news and updates on this feature. What is BitPay? [Click here to find more info on the subject.](#)



VisaCheckout

VisaCheckout is a payment gateway that allows the site owner (also known as site admin or admins) to accept Visa payments from sellers and buyers when they set to pay for the site usage on various occasions such as subscriptions, funding their accounts, pay for various features and etc. VisaCheckout is available to the site owner as we speak. Sellers cannot use VisaCheckout for now. Please keep your eye on Nash OS blog for news and updates on this feature. What is VisaCheckout? [Click here to find more info on the subject.](#)



Square

Square is a payment gateway that allows the site owner (also known as site admin or admins) to accept various payments from sellers and buyers when they set to pay for the site usage on various occasions such as subscriptions, funding their accounts, pay for various features and etc. Square is available to the site owner as we speak. Sellers cannot use Square for now. Please keep your eye on Nash OS blog for news and updates on this feature. What is Square? [Click here to find more info on the subject.](#)



Stripe

Stripe is a payment gateway that allows the site owner (also known as site admin or admins) to accept various payments from sellers and buyers when they set to pay for the site usage on various occasions such as subscriptions, funding their accounts, pay

for various features, as well as for products (or subscriptions, or escrow) sold by sellers and etc. Stripe is available to the site owner and site members. Please keep your eye on Nash OS blog for news and updates on this feature. What is Stripe? [Click here to find more info on the subject.](#)



CashU

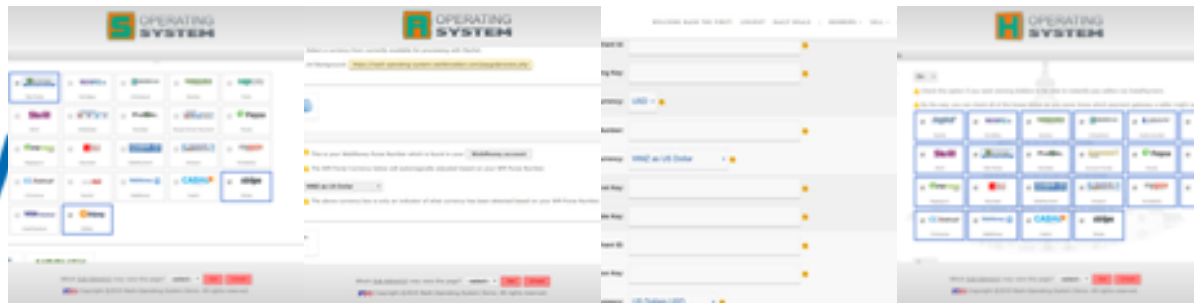
CashU is a payment gateway that allows the site owner (also known as site admin or admins) to accept various payments from sellers and buyers when they set to pay for the site usage on various occasions such as subscriptions, funding their accounts, pay for various features, as well as for products (or subscriptions, or escrow) sold by sellers and etc. CashU is available to the site owner and site members. Please keep your eye on Nash OS blog for news and updates on this feature. What is CashU? [Click here to find more info on the subject.](#)



WebMoney

WebMoney is a payment gateway that allows the site owner (also known as site admin or admins) to accept various payments from sellers and buyers when they set to pay for the site usage on various occasions such as subscriptions, funding their accounts, pay for various features, as well as for products (or subscriptions, or escrow) sold by sellers and etc. WebMoney is available to the site owner and site members. Please keep your eye on Nash OS blog for news and updates on this feature. What is WebMoney? [Click here to find more info on the subject.](#)

Money



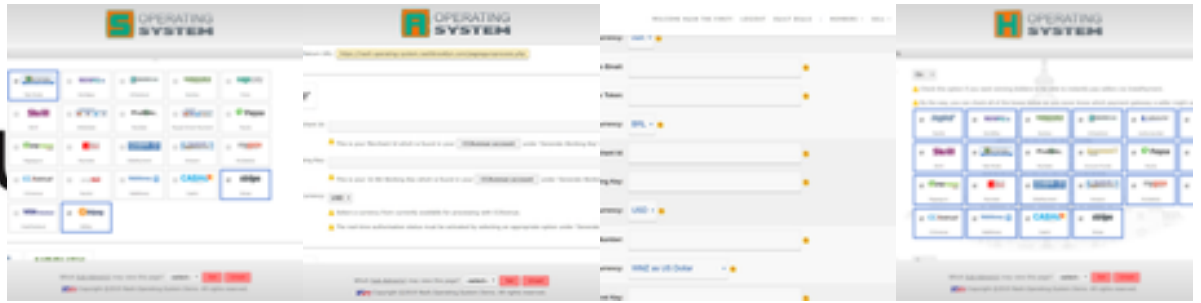
PayGol

PayGol is a payment gateway that allows the site owner (also known as site admin or admins) to accept bitcoins and cryptocurrency from sellers and buyers when they set to pay for the site usage on various occasions such as subscriptions, funding their accounts, pay for various features and etc. PayGol is available to the site owner as we speak. Sellers cannot use PayGol for now. Please keep your eye on Nash OS blog for news and updates on this feature. What is PayGol? [Click here to find more info on the subject.](#)



CCAvenue

CCAvenue is a payment gateway that allows the site owner (also known as site admin or admins) to accept various payments from sellers and buyers when they set to pay for the site usage on various occasions such as subscriptions, funding their accounts, pay for various features, as well as for products (or subscriptions, or escrow) sold by sellers and etc. CCAvenue is available to the site owner and site members. Please keep your eye on Nash OS blog for news and updates on this feature. What is CCAvenue? [Click here to find more info on the subject.](#)



EBS

EBS is a payment gateway that allows the site owner (also known as site admin or admins) to accept various payments from sellers and buyers when they set to pay for the site usage on various occasions such as subscriptions, funding their accounts, pay for various features, as well as for products (or subscriptions, or escrow) sold by sellers and etc. EBS is available to the site owner and site members. Please keep your eye on Nash OS blog for news and updates on this feature. What is EBS? Click here to find more info on the subject.



MyGateZa

MyGateZa is a payment gateway that allows the site owner (also known as site admin or admins) to accept various payments from sellers and buyers when they set to pay for the site usage on various occasions such as subscriptions, funding their accounts, pay for various features, as well as for products (or subscriptions, or escrow) sold by sellers and etc. MyGateZa is available to the site owner and site members. Please keep your eye on Nash OS blog for news and updates on this feature. What is MyGateZa? Click here to find more info on the subject.

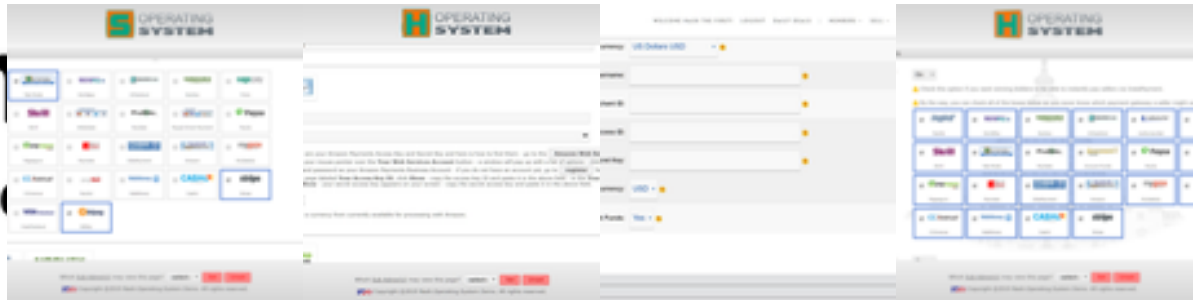
nygate



Amazon

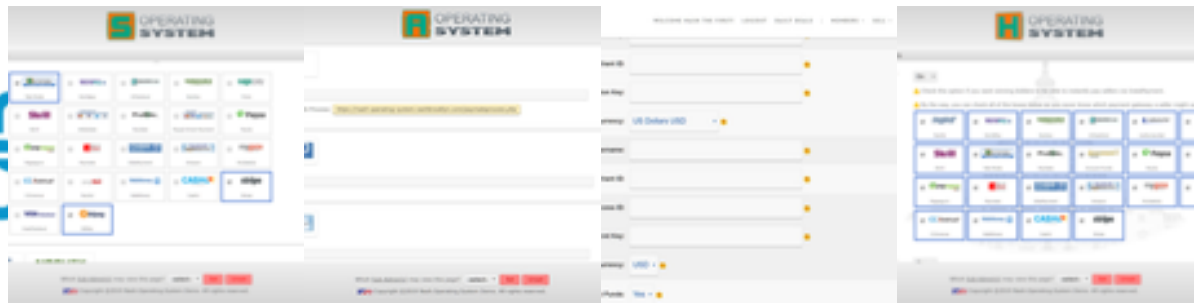
Amazon is a payment gateway that allows the site owner (also known as site admin or admins) to accept various payments from sellers and buyers when they set to pay for the site usage on various occasions such as subscriptions, funding their accounts, pay for various features, as well as for products (or subscriptions, or escrow) sold by sellers and etc. Amazon is available to the site owner and site members. Please keep your eye on Nash OS blog for news and updates on this feature. What is Amazon? Click here to find more info on the subject.

amazon
paym



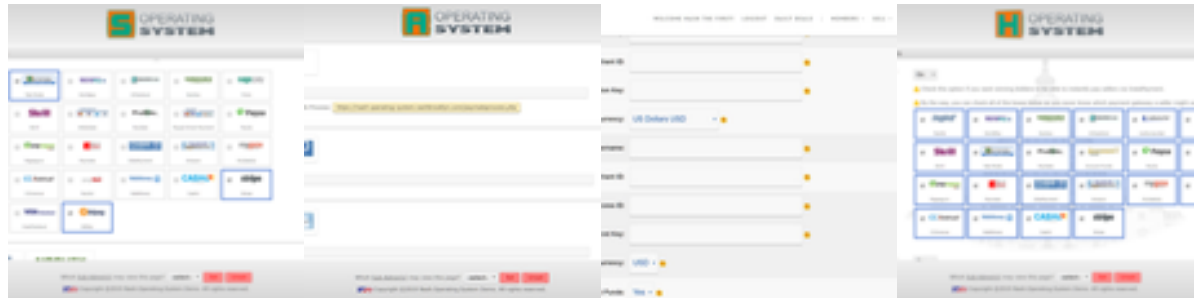
DibsPayment

DibsPayment is a payment gateway that allows the site owner (also known as site admin or admins) to accept various payments from sellers and buyers when they set to pay for the site usage on various occasions such as subscriptions, funding their accounts, pay for various features, as well as for products (or subscriptions, or escrow) sold by sellers and etc. DibsPayment is available to the site owner and site members. Please keep your eye on Nash OS blog for news and updates on this feature. What is DibsPayment? Click here to find more info on the subject.



Paymate

Paymate is a payment gateway that allows the site owner (also known as site admin or admins) to accept various payments from sellers and buyers when they set to pay for the site usage on various occasions such as subscriptions, funding their accounts, pay for various features, as well as for products (or subscriptions, or escrow) sold by sellers and etc. Paymate is available to the site owner and site members. Please keep your eye on Nash OS blog for news and updates on this feature. What is Paymate? [Click here to find more info on the subject.](#)



PagSeguro

PagSeguro is a payment gateway that allows the site owner (also known as site admin or admins) to accept various payments from sellers and buyers when they set to pay for the site usage on various occasions such as subscriptions, funding their accounts, pay for various features, as well as for products (or subscriptions, or escrow) sold by sellers and etc. PagSeguro is available to the site owner and site members. Please keep your eye on Nash OS blog for news and updates on this feature. What is PagSeguro? [Click here to find more info on the subject.](#)



Payza

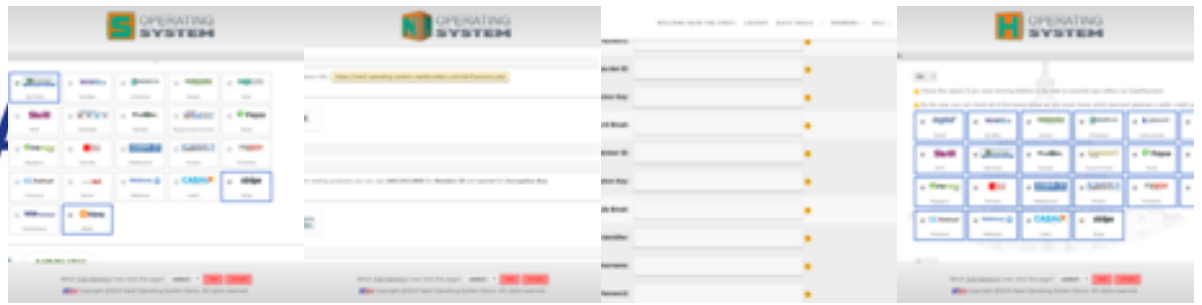
Payza is a payment gateway that allows the site owner (also known as site admin or admins) to accept various payments from sellers and buyers when they set to pay for the site usage on various occasions such as subscriptions, funding their accounts, pay for various features, as well as for products (or subscriptions, or escrow) sold by sellers and etc. Payza is available to the site owner and site members. Please keep your eye on Nash OS blog for news and updates on this feature. What is Payza? Click here to find more info on the subject.



PayGate

PayGate is a payment gateway that allows the site owner (also known as site admin or admins) to accept various payments from sellers and buyers when they set to pay for the site usage on various occasions such as subscriptions, funding their accounts, pay for various features, as well as for products (or subscriptions, or escrow) sold by sellers and etc. PayGate is available to the site owner and site members. Please keep your eye on Nash OS blog for news and updates on this feature. What is PayGate? Click here to find more info on the subject.

PAYGA



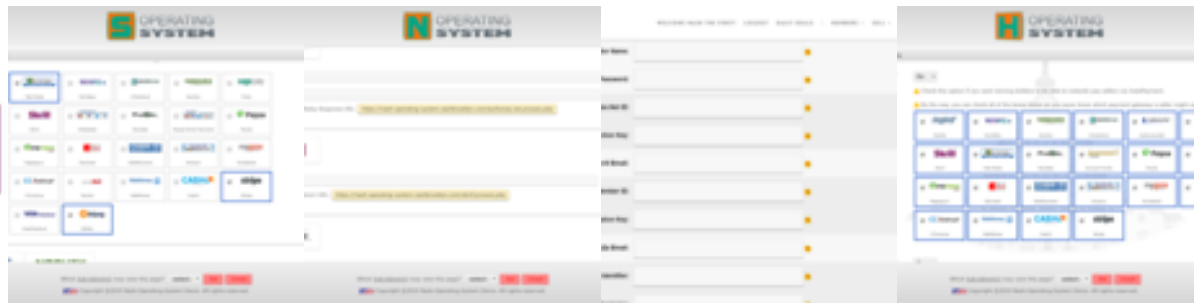
ANZeGate

ANZeGate is a payment gateway that allows the site owner (also known as site admin or admins) to accept various payments from sellers and buyers when they set to pay for the site usage on various occasions such as subscriptions, funding their accounts, pay for various features and etc. ANZeGate is available to the site owner as we speak. Sellers cannot use ANZeGate for now. Please keep your eye on Nash OS blog for news and updates on this feature. What is ANZeGate? [Click here to find more info on the subject.](#)



Skrill

Skrill is a payment gateway that allows the site owner (also known as site admin or admins) to accept various payments from sellers and buyers when they set to pay for the site usage on various occasions such as subscriptions, funding their accounts, pay for various features, as well as for products (or subscriptions, or escrow) sold by sellers and etc. Skrill is available to the site owner and site members. Please keep your eye on Nash OS blog for news and updates on this feature. What is Skrill? [Click here to find more info on the subject.](#)



Authorize.Net

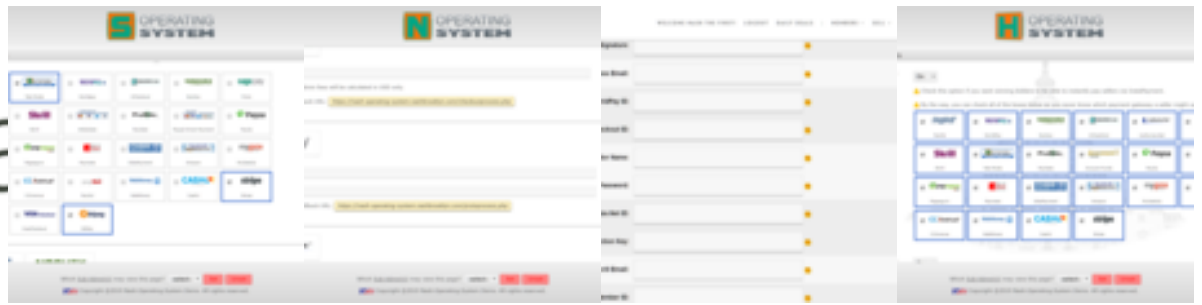
Authorize.Net is a payment gateway that allows the site owner (also known as site admin or admins) to accept various payments from sellers and buyers when they set to pay for the site usage on various occasions such as subscriptions, funding their accounts, pay for various features, as well as for products (or subscriptions, or escrow) sold by sellers and etc. Authorize.Net is available to the site owner and site members. Please keep your eye on Nash OS blog for news and updates on this feature. What is Authorize.Net? [Click here to find more info on the subject.](#)



Sagepay-Protx

Sagepay-Protx is a payment gateway that allows the site owner (also known as site admin or admins) to accept various payments from sellers and buyers when they set to pay for the site usage on various occasions such as subscriptions, funding their accounts, pay for various features, as well as for products (or subscriptions, or escrow) sold by sellers and etc. Sagepay-Protx is available to the site owner and site members. Please keep your eye on Nash OS blog for news and updates on this feature. What is Sagepay-Protx? [Click here to find more info on the subject.](#)

age Pa



Nochex

Nochex is a payment gateway that allows the site owner (also known as site admin or admins) to accept various payments from sellers and buyers when they set to pay for the site usage on various occasions such as subscriptions, funding their accounts, pay for various features, as well as for products (or subscriptions, or escrow) sold by sellers and etc. Nochex is available to the site owner and site members. Please keep your eye on Nash OS blog for news and updates on this feature. What is Nochex? Click here to find more info on the subject.

che
ment Se



2Checkout

2Checkout is a payment gateway that allows the site owner (also known as site admin or admins) to accept various payments from sellers and buyers when they set to pay for the site usage on various occasions such as subscriptions, funding their accounts, pay for various features, as well as for products (or subscriptions, or escrow) sold by sellers and etc. 2Checkout is available to the site owner and site members. Please keep your eye on Nash OS blog for news and updates on this feature. What is 2Checkout? Click here to find more info on the subject.



Worldpay

Worldpay is a payment gateway that allows the site owner (also known as site admin or admins) to accept various payments from sellers and buyers when they set to pay for the site usage on various occasions such as subscriptions, funding their accounts, pay for various features, as well as for products (or subscriptions, or escrow) sold by sellers and etc. Worldpay is available to the site owner and site members. Please keep your eye on Nash OS blog for news and updates on this feature. What is Worldpay? Click [here](#) to find more info on the subject.



Paypal Website Payment Pro

Paypal Website Payment Pro is a payment gateway that allows the site owner (also known as site admin or admins) to accept various payments from sellers and buyers when they set to pay for the site usage on various occasions such as subscriptions, funding their accounts, pay for various features, as well as for products (or subscriptions, or escrow) sold by sellers and etc. Paypal Website Payment Pro is available to the site owner and site members. Please keep your eye on Nash OS blog for news and updates on this feature. What is Paypal Website Payment Pro? Click [here](#) to find more info on the subject.



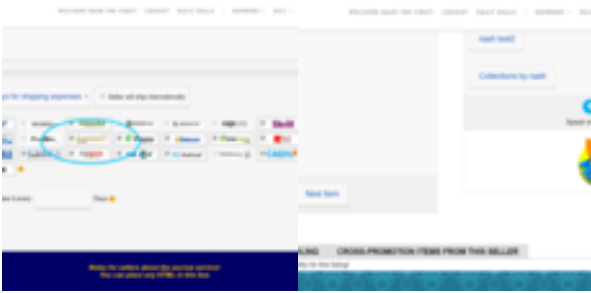
Paypal

Paypal is a payment gateway that allows the site owner (also known as site admin or admins) to accept various payments from sellers and buyers when they set to pay for the site usage on various occasions such as subscriptions, funding their accounts, pay for various features, as well as for products (or subscriptions, or escrow) sold by sellers and etc. Paypal is available to the site owner and site members. Please keep your eye on Nash OS blog for news and updates on this feature. What is Paypal? Click here to find more info on the subject.



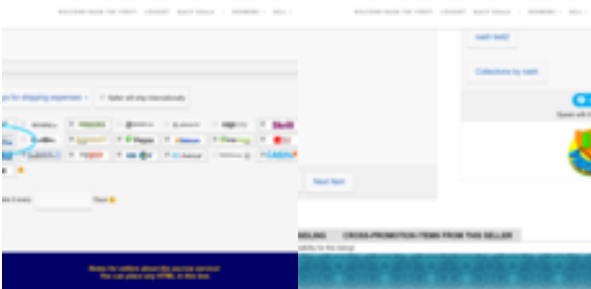
Account Funds Payment Method

Account Funds Payment Method is a payment method that allows buyers pay for products sold by sellers as long as sellers set to use this payment method during SYI (Sell Your Item) process. Account Funds Payment Method is available to the site owner and site members. Please keep your eye on Nash OS blog for news and updates on this feature.



Payment Simulator

Payment Simulator is a test payment gateway that allows the site owner (also known as site admin or admins) to accept various payments from sellers and buyers when they set to pay for the site usage on various occasions such as subscriptions, funding their accounts, pay for various features, as well as for products (or subscriptions, or escrow) sold by sellers and etc. Payment Simulator is available to the site owner and site members. Please keep your eye on Nash OS blog for news and updates on this feature. What is Payment Simulator? It is a tool within Nash OS that allows to make transactions and payments for everything and anything to test their overall functionality. Use this tool to test the Nash Operating System features and functionality against any technical issue or bug. If a test returns positive for a bug then please file a ticket with Nash Developer Central for a fix to be issued via service pack.



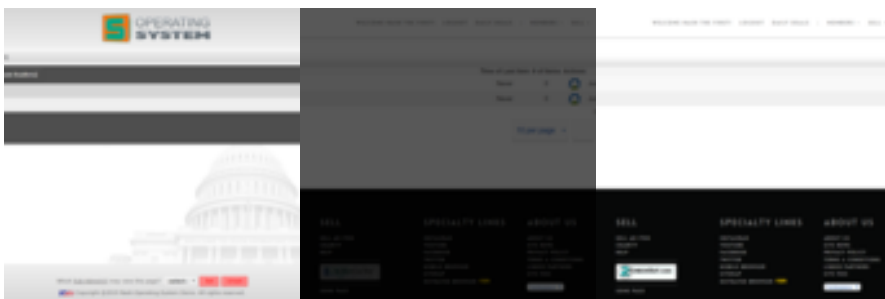
Bundle System

Bundle System can be enabled via admin panel and once enabled, sellers are able to offer multiple items for the price of one item, also known as bundles.



Team System

Team System can be enabled via admin panel and once enabled, sellers are able to assemble a team of members to help with listing sellers items. Any member of a team will have a limited access to main sellers account. Only sellers SYI process is accessible by a team member. Seller is able to see which team member has accessed main sellers account and when, as well as overall performance of a team member such as how many items and which items he or she listed for the seller. This feature allows sellers to employ other members of the NashOS-based website in order to speed up the posting of the sellers large inventory. Admin of the website controls whether this feature is enabled or disabled as well as allows to manage the members of any team for any seller on the website. Members (which can be both selling and buying or either just selling not buying or buying not selling) of the website can add any number of teams with any number of team members as well as can join any number of teams. In other words, a member can employ other members to help posting his or her products or the same member can join a team from another member to help posting that members product or vice versa.



Co-Seller System

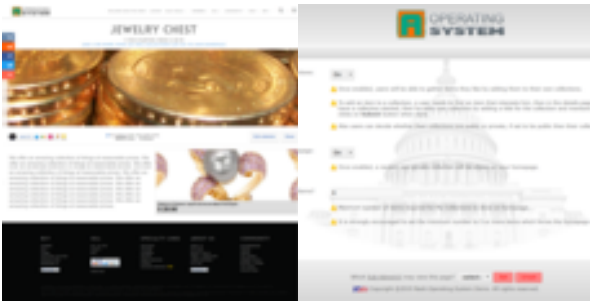
Co-Seller System can be enabled via admin panel and once enabled, a seller will be able to pick co-seller(s) for his own items. What does a co-seller mean anyway and in what situation it can benefit a regular seller? A co-seller is another user that can be trusted and allowed to assist in selling items for the master seller. A co-seller can bid on his master-sellers items as a buyer and also can halt/release auction time while bidding on item. This is especially important for the Real Estate auctions that happen to be offline and online at the same time. For example: a seller places a house on offline and online auction at the same time. A co-seller sits in front of computer with his master-seller on the phone with him. The master seller tells his co-seller that the house received a bid from offline buyer. The co-seller clicks to open the same house auction on your site and places the bid amount he heard from the master seller on the phone. This way, the master seller can be selling his house in 2 different places at the same time but not avoiding paying you admin fees for the posted/sold items. You ask who will actually pay for the admin fees? The master-seller will pay you the admin fees. The co-seller is only a selling assistant for the master-seller and nothing more. The master-seller decides who will be his co-seller(s) via Members Area Co-Sellers view.

NOTA BENE: If your site is not intended to utilize offline auctions, you wont need to enable this feature.



My Collections

My Collections can be enabled via admin panel and once enabled, members will be able to gather products they like by adding them to their own collections. To add an item to a collection, a member needs to find an item that interests him, then in the details page, clicks on Add to collection button, if he doesnt already have a collection started, then he adds new collection by adding a title for the collection and mentions what he likes about items in his collection, and finally clicks on Submit button when done. Also members can decide whether their collections are public or private, if set to be public then their collections will show on all collections page.



MyFolders System


Nash OS carries a very nice feature that may easily become one of sellers favorite places inside the Members Area. MyFolders allow sellers to organize their products into folders. First, a seller creates a folder or folders (as many as their wish to), then put each product they have into a folder they created. The ways putting a product into a folder are:(1) during a SYI process(2) within MyFolders viewMyFolders will organize products (items, auctions, etc) by providing easier access, view, revising, and/or relisting.

NOTA BENE: In order to use MyFolders, you must have at least one folder with items assigned to.



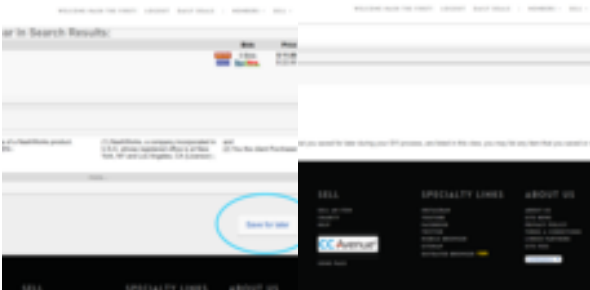
Neighborhood Portal System

Co-Seller System can be enabled via admin panel and once enabled, members will be able to browse other members via Neighborhood Portal, which is also available from the Buy view of the sites homepage.



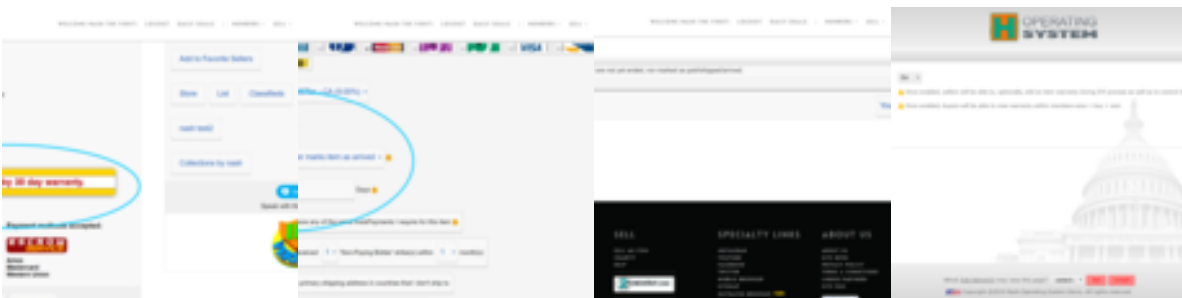
Save For Later (Auctions)

Save For Later (Auctions) is a Nash OS feature that is available to sellers during Sell Your Item (SYI) process. When used, the item is saved by seller and can be listed at later times. The feature is very useful by having an item stored inside Nash OS for a long time and can be used as sort of a template for similar items by seller. Save For Later (Auctions) that seller saved for later during SYI process, are listed in Saved For Later view of Members Area, seller may list any item that he saved or remove it from Saved For Later view at any time.



Warranty System

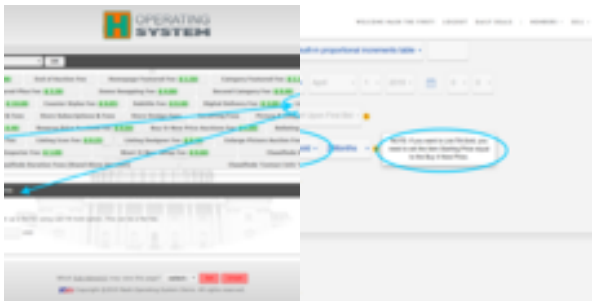
Warranty System can be enabled via admin panel and once enabled, sellers will be able to, optionally, add an item warranty during SYI process as well as to control it via Members Area > Sell > Warranty List. Also once enabled, buyers will be able to view warranty within Members Area > Buy > Won view.



List-Till-Sold

Nash OS brings List-Till-Sold option to sellers during SYI process. The option allows to post auctions to List-Till-Sold instead of to fixed duration. This option is controlled by admin via admin fees view. Once List-Till-Sold fee has been set by admin, sellers are able to use it. Alternatively, if List-Till-Sold fee has been disabled by admin then List-Till-Sold option disappears on the sellers end. Please see below illustrations for more detailed information.

NOTA BENE: If a seller wants to List-Till-Sold, he needs to set the Item Starting Price equal to the Buy It Now Price.



Barcode System

Barcode System can be enabled via admin panel and once enabled, sellers are able to use ISBN, UPC, MPN, ASIN barcodes during SYI process. The usage is done by typing barcode(s) into assigned fields and tapping on barcode buttons, once barcodes are found in online databases then the description (pictures too in some instances) are automatically auto-inserted into item description field. Also the Barcode System is a category-based feature to specifically isolate online databases that contain description and pictures for each barcodes type.

NOTA BENE: In order to use the ISBN barcodes, you must have the Books category on your site. The UPC/MPN barcodes should never be applied to books category nor anything related to books as the books aren't applicable to UPC/MPN barcodes and use the ISBN codes instead, thus assign ISBN to books-related categories, and assign UPC/MPN to anything other than books. Enabling UPC/MPN unlocks ASIN option, which can be useful with assigning items to Amazon.com via Multi-Channel Selling.



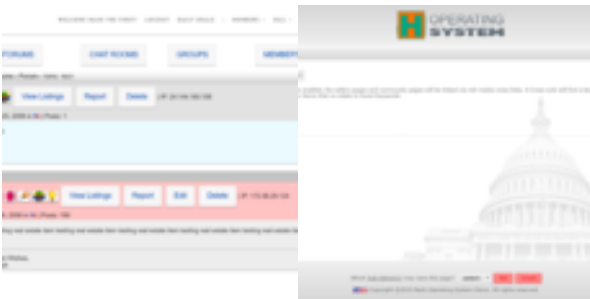
Textual Equivalent Bid System

Textual Equivalent Bid System can be enabled via admin panel and once enabled, a new extra field on the Bid page is added and requires a textual equivalent of a submitting bid. This is especially important for the Real Estate legal purposes that require an amount to be actually written up (just like on a bank check) by buyer before he confirms his bid.



X-Link System

X-Link System can be enabled via admin panel and once enabled, the sellers pages and community pages will be linked via rich media cross-links. A Cross-Link will find a keyword within community posts and link them to the Ending Soon Items that co-relate to found keywords.



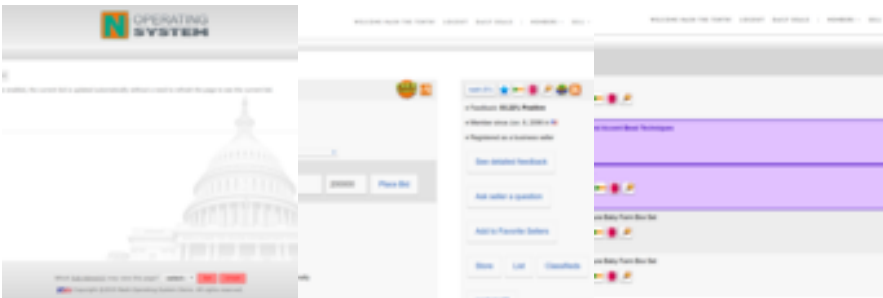
Audio Bid Confirmation

Audio Bid Confirmation can be enabled via admin panel and once enabled, an audio will confirm the amount of a bid that user places. Nash OS comes with audio presets which can be customized (see picture #1 for more info) using your own audio files for each audio title.



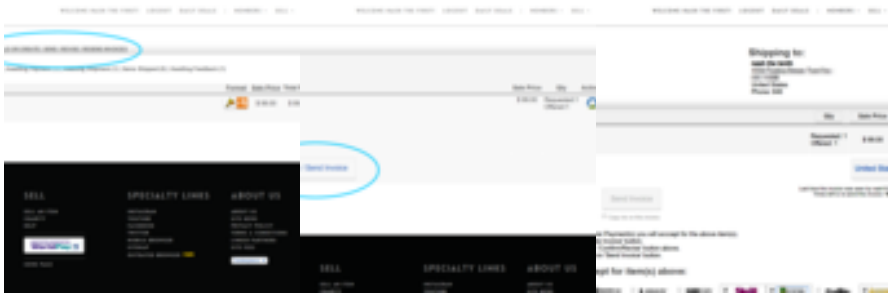
Live Bid Update System

Live Bid Update System can be enabled via admin panel and once enabled, the current bid gets updated automatically without the need to refresh a page in order to see current bid.



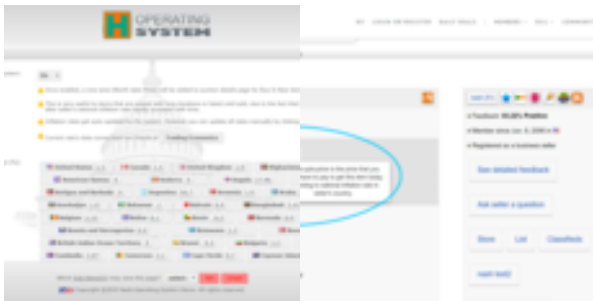
Combined Invoice System

Combined Invoice System allows a seller combine any number of invoices (or items) into a single invoice for the same buyer. Combined invoice can have sold items spaced out in time. For example, a buyer contacts seller to tell him that he wants to continue buying or bidding on more items from the seller, and he will pay when he has all of the items he needs to be shipped at once to save on shipping and handling fees. If seller agrees with buyer to issue a combined invoice when he finishes with buying items from the seller. Finally, a combined invoice can combine not just items from various days or weeks but also can combine other previously unpaid invoices that the buyer did not pay yet.



Inflation System

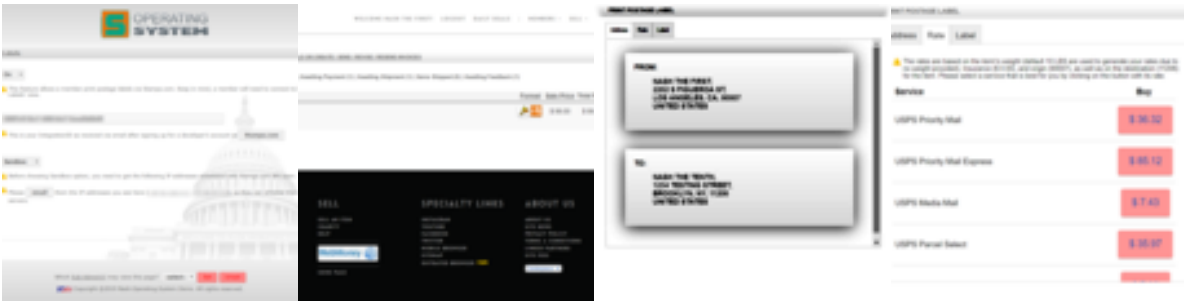
Inflation System can be enabled via admin panel and once enabled, a new area (Worth Upto Price) will be added to auction details page for Buy-It-Now items. This is very useful to items that are posted with long durations or listed until sold, due to the fact that initially posted Buy-It-Now price might become cheaper after sellers national inflation rate rapidly increases with time. Inflation rates get auto-updated by the system. However you can update all rates manually by clicking on any country below. Current rates data comes from our friends at Trading Economics which have a support for 188 countries so far.



Print Prepaid Postage Labels

Print Prepaid Postage Labels feature can be enabled via admin panel and once enabled, a seller will be able to print prepaid postage labels for their sold items. Nash OS uses Stamps.com API to provide such feature inside Nash OS.

NOTA BENE: Stamps.com constantly updates its API, ergo all Nash OS Service Packs include updates to this feature on the permanent basis. Thus make sure your version and service pack of Nash OS is up to date with Nash OS version and service pack.



Print Shipping Labels

Print Shipping Labels feature can be enabled via admin panel and once enabled, a seller can print PDF-format shipping labels without any postage.



Super-sized Zoomer

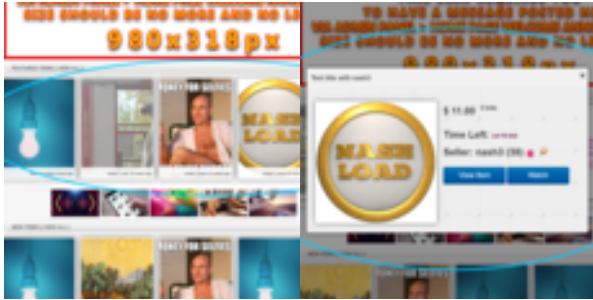
Nash OS lets a site admin to offer a super-sized zoomer for product pictures. Larger pictures have a better impression on buyers which lead to better sales. Admin can charge sellers a fee for using super-sized pictures for their products to get better sales.



Item Feed Cards

Nash OS comes with various stock themes and one of them is named - Spring - which comes with an item feed cards feature to allow items (aka products) be displayed in its

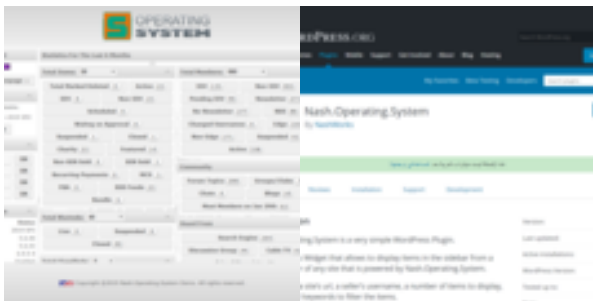
one unique way for this particular theme. The cards are triggered by clicking on the items within the feed rows on homepage.



Nash OS plugin for WordPress

Nash OS plugin for WordPress is a very simple WordPress Plugin. A WordPress Widget that allows to display items in the sidebar from a unique seller of any site that is powered by Nash OS. You specify a site's url, a seller's username, a number of items to display, and optional keywords to filter the items.

DEPENDENCIES This plugin depends on and uses NASH OS 2012 SP7 or later. It also relies on and uses the Curl library within PHP. It makes outbound http connections from the WordPress/PHP server. Most hosts allow this, so it won't be a problem.



Visitor Alert Subscription System

Visitor Alert Subscription System can be enabled via admin panel and once enabled, a visitor will be able to add his email via homepage to receive the sites newsletters.



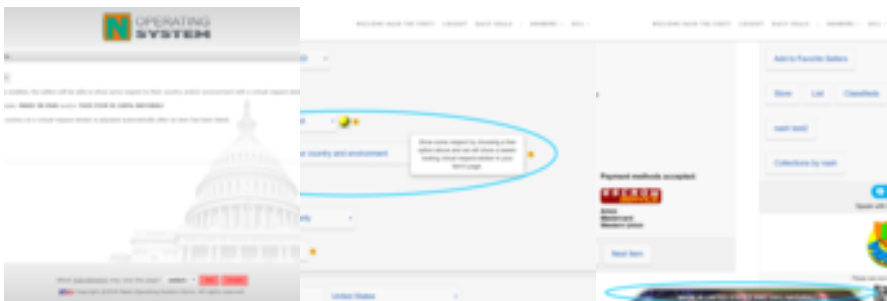
QR Code Generator

QR Code Generator can be enabled via admin panel and once enabled, every items page will have QR Code (a small image that is readable by a smart phone with camera and has a QR Code reader installed), which contains URL of the items page. To make all browsers friendly with this feature, the size is limited to the range from 80 to 200 pixels. Choose a smaller size when you see your current size breaks the auction, classifieds, wanted ads details pages. Admin has full control over 14 locations for a QR Code on the auction, classifieds, wanted ads details pages More info about what is QR code, can be found here.



Virtual Respect-Sticker System

Virtual Respect-Sticker System can be enabled via admin panel and once enabled, the sellers will be able to show some respect to their country and/or environment with a virtual respect-sticker displayed in the items page. Example: MADE IN USA! and/or THIS ITEM IS 100% NATURAL!The country on a virtual respect-sticker is adjusted automatically after an item has been listed.



Buy-Sell-Ad-Space System

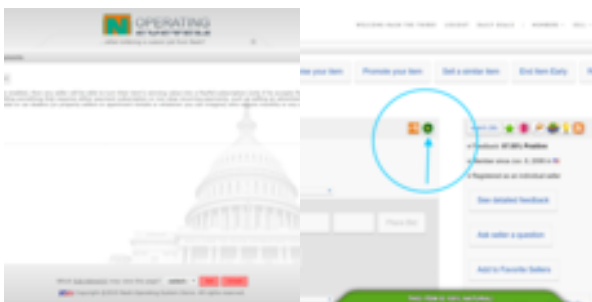
Buy-Sell-Ad-Space System can be enabled via admin panel and once enabled, the sellers who want to sell advertising spots/spaces on their websites, will be able to offer them for sale, by providing their domain name url during the SYI process and the

system will be able to gather special data about their domain, such as Google PageRank, Alexa Popularity Rank, Domain Age, Domain IP, Number of Backlinks, whether its listed in DMOZ and Yahoo, and etc. Basically, all important data that lets the buyers make a right decision on whether to bid/buy an Ad-Space for their Banners to be posted or not. Also, mentioned data is included in the item listings through out the entire site. This feature is only good for those who run Ad-Space business, if you arent running such business then do not enable this feature. Also, the buyers who want to bid/buy advertising spots/spaces on sellers website, will be able to upload files in order to place bids or buy outright any advertising spot/space. It is imperative that buyers do upload their banners before bidding/buying, and attach them to their bids/buys at the time of bidding or buying, to allow the seller approve/reject the chosen by buyer banner when he sees them fit or unfit into the nature of his website (just imagine this problem when a seller cannot accept/reject a porn banner that won or bought his advertising spot/space on his baby-milk-formula website).



Winners Recurring Payments

Winners Recurring Payments can be enabled via admin panel and once enabled, the seller will be able to turn their items winning value into a PayPal subscription (only if he accepts PayPal as a payment method). This is useful, when a seller is selling something that requires either payment subscription or non-stop recurring payments, such as selling an advertising space for winners to post their banners on sellers website or car dealers (or property sellers or apartment rentals or whatever you can imagine) who require monthly or any sorts of periodic/recurring payments.



SMS System

Nash OS comes with dual SMS system utilizing Clickatel and smsAchariya 3rd party services. You dont have to use all sms services at the same time! Just pick one that is better known to your Members. You can even setup a poll (poll system within Nash OS admin panel) to find out which one is more known than the other(s). Once enabled via admin panel, the members will be receiving the SMS alerts of the emails sent to them from your web site.



PDF Flyers

Once enabled in admin panel, a seller will be able to create a flyer (PDF-format) automatically for each item they sell currently. A flyer has an item title, description, picture, phone number to call seller as well as vertical tear-off tabs to easily tape a flyer on any surface (such as wall, post, door, etc.) and start selling the item not just online but offline as well. This feature can help to alot of folks these days!

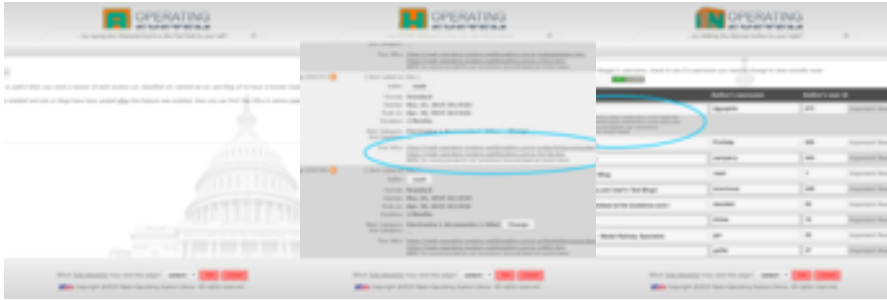
NOTA BENE: the PDF-format flyers are available for sellers when you enable the print shipping labels feature in admin panel. Please see attached picture #1 for more info.



TinyURL System

A site admin can have each Product, Ad, Blog (Community-360 blogs within Nash OS) link converted to tiny url automatically. This is useful when you need a version of each auction url, classified url, wanted ad url, and blog url to have a human-readable, shorter

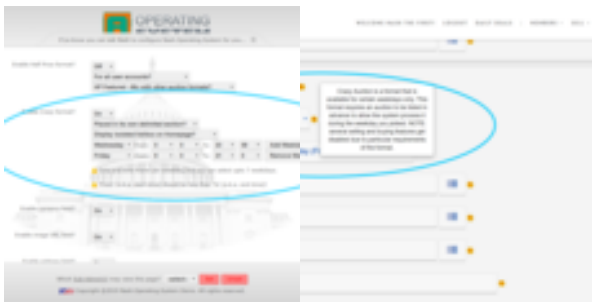
URLs. Once enabled and ads or blogs have been posted after this feature was enabled, then you can find Tiny URLs in admin pages of auctions, wanted ads, classifieds, blogs.



Crazy Auction Format

Crazy Auction is a format that is available for certain weekdays only as well as for certain hours within those weekdays. This format requires an auction to be listed in advance to allow the system process it during the weekday you picked.

NOTA BENE: several selling and buying features get disabled due to particular requirements of the format.



Charity System

Charity System can be enabled via admin panel and once enabled, an individual can register as a charity organization and allow sellers and buyers donate to his charity via auctions, Buy-It-Now items, classifieds, forum posts, blogs, and etc. There are various types of donations can be collected by charity, such as event donation, targeted donation, in memoriam donation, or a recurring donation. Charity System comes with full control and management from admin panel each charity, products, auctions, winner summary who donated to charities. On the front end of your website, the Charity System has a dedicated portal where members can pick and choose which charity they would like to donate to or sell for.



Live Countdown

Live Countdown can be enabled via admin panel and once enabled, the time that is left in auctions (or ads, items, etc), will tick down dynamically, instead of a static text. NOTA BENE: Warning for a server that has not met Nash OS minimum requirements, the static text maybe of a better choice.



Auto-Pinger Integration

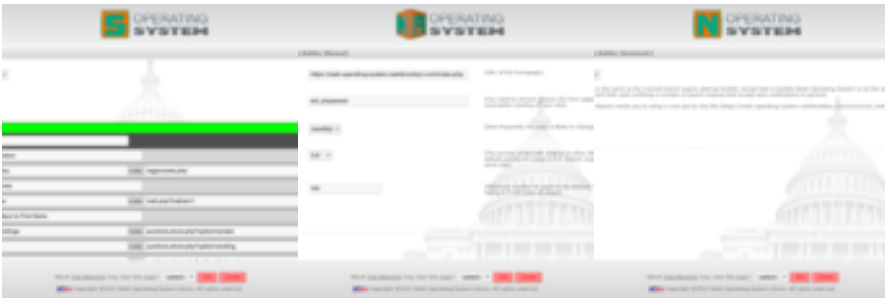
Auto-Pinger Integration can be enabled via admin panel and once enabled, all auctions, classifieds, wanted ads, and community blogs will be pinged to an auto-pinger of your choice once they are posted on your website. This is to trigger Googles and Other Search Engine Spiders to come and visit this website as soon as possible, even sometimes in a matter of a few minutes, otherwise normally, it may take weeks before any search engine scheduled spider comes to a website. You have a choice of 25 auto-pingers as we

speak.rpc.pingomatic.com/goat/RPC2
rpc.technorati.com/rpc/ping
ping.feeburner.google.com/blogsearch.google.com/ping/RPC2
www.blogshares.com/rpc.php
www.blogstreet.com/xrbin/xmlrpc.cgi
api.moreover.com/RPC2
api.my.yahoo.com/RPC2
rpc.twingly.com/rpc
www.weblogs.com/RPC2
www.blogdigger.com/RPC2
pinger.blogflux.com/rpc
www.bloglines.com/pingrpc
blogrolling.com/pinger/
www.blogsnow.com/ping
www.feed24.com/?c=add
www.feedblitz.com/f/f.fbz?XMLPing
ping.feedburner.com/rpc
icrocket.com:10080/rpc
newsgator.com/www.octora.com/add_rss.php
ping.syndic8.com/xmlrpc.php
www.wasalive.com/ping/ping
weblogalot.com/rpc.php



Search Engine Sitemap Builders

Nash OS comes with multiple sitemap builders (admin-manageable sitemap builder, manual sitemap builder, automatic sitemap builder). What is a sitemap? In the world of search engines, a sitemap is a super helper that allows SE spiders to go directly to pages listed on a sitemap instead of scanning a given site for links to pages and taking away memory, resources, or even be blocked by some server anti-ddos technology. **NOTA BENE:** Automatic search engine sitemap builder is the same as the manual search engine sitemap builder, except that it enables Nash OS to do the work for you automatically, by building the sitemap.xml file first and then auto-notifying a number of search engines (google.com, yahoo.com, ask.com, live.com) that accept auto-notifications in general. This feature needs you to setup a cron job for this file (cron/cron_smb.php) in your servers cpanel.



Instant Payment Required to Buy-It-Now

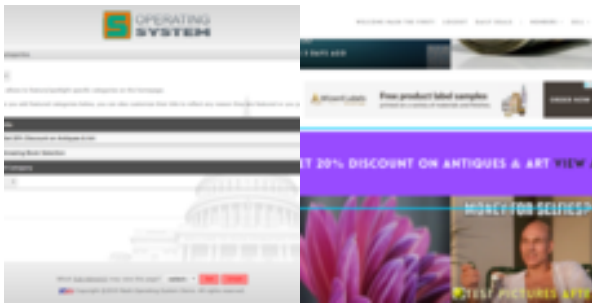
Instant Payment Required to Buy-It-Now feature can be enabled via admin panel and once enabled, the feature will allow sellers to enable it during SYI process, this feature makes the use of InstaPayments to end an item, it will require buyers to pay sellers immediately with sellers chosen InstaPayment, until buyers payment is complete, the item remains available for others to buy immediately.

NOTA BENE: Once disabled, the feature will be removed from all items that have a use of it.



Featured Category on Homepage

Homepage Featured Categories feature can be enabled via admin panel and once enabled, the feature allows to feature/spotlight specific categories on the homepage. Once you add featured categories, you can also customize their title to reflect any reason they are featured or you just leave their original names. It is really up to you.



Saved Item Lists

Nash OS brings an ability to sellers to organize their items into a saved item list via actions popup in selling items section of members area. And likewise they can remove any item from a saved item list the same way they added them. To make sellers life easier there is a separate view inside members area where all saved item lists are organized and the view can be accessed via the organize link of main menu (âˆ™) in members area.



Twitter Integration

Twitter Integration can be enabled via admin panel and once enabled, all items will be posted to your twitter account once they are posted on your site.



Timeline Portal System

Timeline Portal System allows to see all items available on the website from the start to end dates. It can be navigated directly from homepage using BUY link in the top navigational menu.



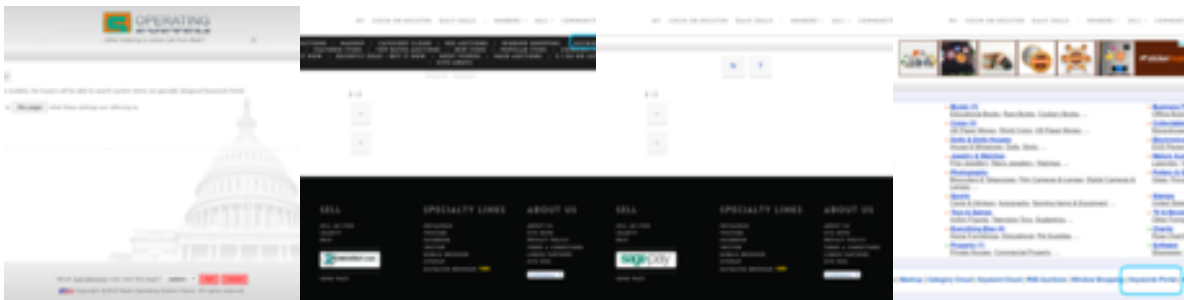
Buyers Portal System

Buyers Portal System is a huge mega central for buyers to shop on your website. Buyers can shop by category list or category cloud, items, ads, classifieds, mashup, featured items or categories, keyword cloud or any keyword or keyword portal, RSS, window shopping, neighborhood, timeline, stores, etc. There is really no limit what so ever, they can even search by prices, seller usernames or IDs, auctions or Buy-It-Nows only, category names, category IDs, region and suburbs, zip codes, ratings, reviews, give-aways, pictureless or not, sort items in every way you can imagine. There is literally hundreds of variations and takes on how one can shop on your site and all is available as we speak.



Keywords Portal System

Keywords Portal System is another Nash OS feature that allows members search for items in a more organized way, that makes search for products alot easier and quicker. The feature places all previously searches and current keywords into an alphabetic order by first letter as well as into section of similar keywords to provide a quick clear display of what keywords can find what products. By simply clicking on buttons that contain a keyword will navigate to a page with all items that have such keyword either within title, description or custom fields.



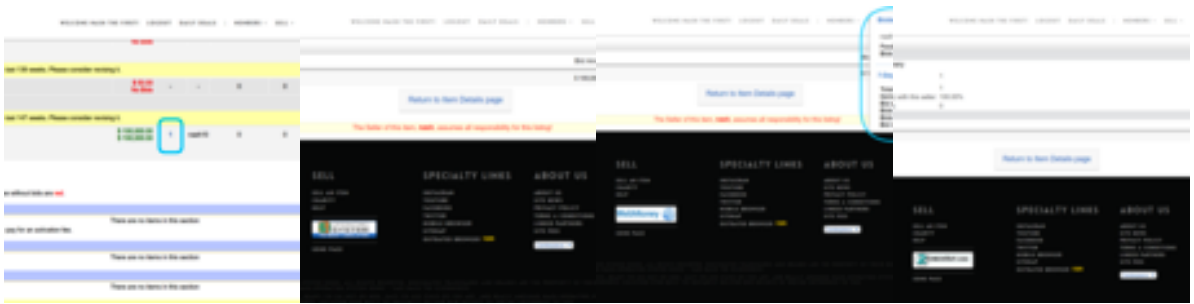
My Summary Profiler

My Summary Profiler is a god view for a member to look at their own activity on your website. Everything they have sell, sold, bid, buy, bought, watched items as well as star and feedback ratings are displayed in this view. Also a feedback importer from other ecommerce sites that have feedback rating system is available in My Summary Profiler.



Bidder Summary

Bidder Summary is another Nash OS feature that allows a seller to get a better idea on who he is dealing with (reliability-wise).



Listing Preview

Listing Preview is another Nash OS feature that allows a seller to see how her listing will appear in search results.



Category Featured-Plus System

Category Featured-Plus System can be enabled via admin panel and once enabled, your sellers will be able to stick their items to top of item list in category browser. This is a fee-based feature, so you can charge your sellers a fee to use the feature.



Homepage Featured-Plus System

Homepage Featured-Plus System can be enabled via admin panel and once enabled, your sellers will be able to stick their items to top of item list on Homepage. This is a fee-based feature, so you can charge your sellers a fee to use the feature.



Auction Ending Alert System

Auction Ending Alert System is available from admin panel and allows to send ending auction alerts to all watchers of an ending auction or auctions.

NOTA BENE: Time To Alert Before Auction Ends is minutes that a watcher will be alerted prior to auction ending time. For example, if you want a watcher to be alerted 60 minutes before an item ends, then type in 60. You can add as many time intervals for a watcher to choose from however he will not be alerted every interval you put in, he will only be able to choose one from the list you create for him.

NOTA BENE: This feature needs a cron job setup in your servers cpanel and if you want this to be run properly then set it up to run every 5 minutes or more so the reminders can be checked and sent to watchers. Also make sure you dont setup any interval less than 5 minutes cause they will not be sent anyway due to the minimum of 5 minute limit in cron job cpanel setup.



Store Subscriptions Icons

Store Subscriptions Icons feature of Nash OS that allows admin to assign icons to each

store subscription to ultimately highlight a level of subscription. Generally speaking, it adds more power to sellers to attract more buyers when they see their seller sells more to afford higher levels of subscriptions. It is a social status as well as subliminal factor that gets more sales.



Start Auctions with a Bid

Any seller can post an item to be an auction with a scheduled time to start, but this feature steps it up to let buyers place a bid to start auction at the time of their bid. This made to compliment scheduled auctions during Sell Your Item (SYI) process. Choosing to start your item countdown upon first bid placed, allows your scheduled item to display as a live item awaiting on a first bid, however if no bids were placed prior to your scheduled time then it will start up as scheduled.



Animations System

Animations System is controlled by admin via admin panel and can be found via left side navigation > site content > animations. There are 6 animations as we speak, such as Leaves, Snow Flakes, Coins, Stars, UFOs, Water Drops. Once system is enabled, then animated props will fall from top of the screen on the user-end of the site.



First Time Seller Congratulation

First Time Seller Congratulation is a feature of Nash OS and available via system cron emails only. Essentially, Nash OS sends out a congratulation email when the first sale is fully completed by a seller on your site. There is no need to do anything but to run cron jobs as instructed in the admin panel > read me view.



Custom Categories for Store Subscriptions

Custom Categories for Store Subscriptions feature is available via admin panel and represents which subscription will allow its store to have custom categories. If you want any store with any subscription to have custom categories then check all the boxes respective to each subscription.



Sellers My Newsletters System

Seller's My Newsletters System is a feature of Nash OS and available to all sellers via Members Area. Also this feature is fully controlled via admin area of your site, please see attached screenshots for more details. Once enabled in admin area, your sellers will be able to email their newsletters / announcements to their buyers who purchased any item from them. Since this feature may be abused by some weird-minded sellers who think spamming their buyers is a good thing, the system has to limit to one newsletter / announcement per day. If you receive abuse-reports from buyers who receive such emails as spam then you can disable this feature entirely or on per seller basis via member management view in admin panel. The sellers see this message when they navigate to my newsletters view in their members area: Whether it is a newsletter or announcement that you might have for your buyers, this view lets you send them all. You can either select a preset or compose your own message. We reserve the right to suspend any Member Account, that is against our Privacy Policy and/or Terms & Conditions.



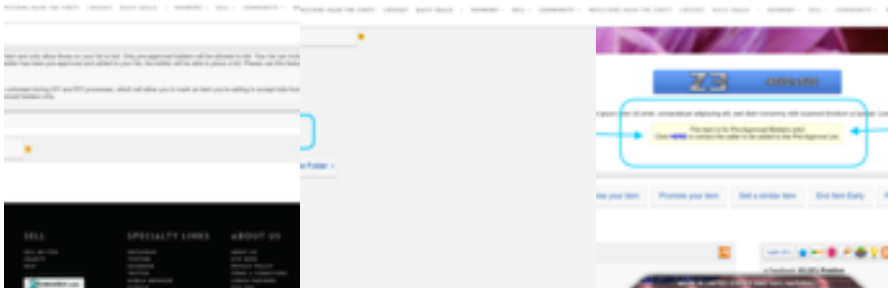
Sellers Discount List Organizer

Seller's Discount List Organizer is a feature of Nash OS and available to sellers via members area. Sellers may utilize the above feature to control his item discounts. They just set a discount against live or unpaid item(s). And not to worry as they still can revise any discount at a time of creating or revising his buyers combined invoices.



Pre-Approved Bidders System

Pre-Approved Bidders System is a feature of Nash OS and available to sellers via members area. Sellers can create their own pre-approved bidder list for any item and only allow those on their list to bid. Only pre-approved bidders will be allowed to bid. Sellers list can include any bidder who is registered. A bidder who is not on sellers list will be asked to contact his seller by email. Once the bidder has been pre-approved and added to sellers list, the bidder will be able to place a bid. Please use this feature cautiously as it may limit the number of bids on any item. How does a seller add this feature to his items? Once seller adds at least 1 user to the sellers list, this feature becomes unlocked during SYI and RYI processes, which will allow seller to mark an item he's selling to accept bids from pre-approved bidders list only. Also a small icon appears next to his item title to signify the item that is for pre-approved bidders only.



My Notebook

My Notebook is a feature of Nash OS and available to members via members area. The modern world requires a modern notebook. Instead of writing notes on paper, you can use this digital notebook which is made to hold all your personal notes you might ever need to keep for any future reference. It is not bound to any of your items nor it is viewable by anyone except yourself. Need to write down some quick notes, then put them all in your notebook below.

NOTA BENE: To delete a note, just highlight your text in any note and click the Delete key on your keyboard.

NOTA BENE: After you are done adding / editing / removing note(s), click Submit button.

NOTA BENE: There is a hard limit applied to the length of a note which is 100 characters (No HTML, asterisks, or quotes.)



In-The-Spotlight System

In-The-Spotlight System is a feature of Nash OS and available to admin only via admin panel. In-The-Spotlight System lets you cherry-pick certain members, items, or classifieds to get into the spotlight on the home page.

NOTA BENE: The spotlighted Members will appear on the home page above featured items box, it will have the store logo or avatar of a user you have marked as spotlight, thus spotlighting pictureless Members is not recommended, as they will not look nice without a good picture next to it.

NOTA BENE: The spotlight auctions will appear on the home page above featured items box, it will have the main picture and title of an item you have marked as spotlight, thus spotlighting pictureless items is not recommended, as they will not look nice without a good picture next to it.

NOTA BENE: The spotlight classified ads will appear on the stand-alone classifieds page, it will have the main picture and title of a classified ad you have marked as spotlight, thus spotlighting pictureless classified ads is not recommended, as they will not look nice without a good picture next to it.

NOTA BENE: The spotlight formula is calculated to show spotlight Members well-balanced rather than in random order. The number of spotlight Members will share the 100% of time evenly. The more spotlighted Members you have the lesser time each one of them get to be displayed.


NOTA BENE: The spotlight formula is calculated to show spotlight items well-balanced rather than in random order. The number of spotlight items will share the 100% of time evenly. The more spotlight items you have the lesser time each one of them get to be displayed.

NOTA BENE: The spotlight formula is calculated to show spotlight classified ads well-balanced rather than in random order. The number of spotlight classified ads will share the 100% of time evenly. The more spotlight classified ads you have the lesser time each one of them get to be displayed.



Mobile Device

Mobile Device is a feature of Nash OS and fully controlled from admin panel. Once enabled, members will be able to access your site via mobile device browser. Also it works for android and ios apps that you might have ordered from Nash Dev Central. You might as well demo the android app, right now, by installing it from Play Store. Keep in mind, we can fully customize everything or just the look or feel as per your requirements to a custom order. Please use our Project Calculator.



Give-Away System

Give-Away System is a feature in Nash OS and fully controlled by admin from admin panel. Once enabled by admin, sellers will be able to post giveaways for other users to enter into giveaways as many times as they want in order to win any giveaway. Here is what the official rules say:Buyers: You may enter as many times and as many Free Giveaways. The only limitation is to Place Your Entry once a day into each Free Give-Away. The more often you return to Place Your Entry the higher a chance to receive a Free Give-Away. Once you win any Free Give-Away, you will be directly contacted by the Free Give-Aways poster on how to deliver your Free Give-Away to you. Nash.Operating.System Demo reserves the right to suspend any Free Give-Away or any Member Account, that is against Nash.Operating.System Demo Privacy Policy and/or Terms & Conditions. Sellers: Ever wished to share your item with our Free Give-Away Initiative to encourage new buyers to browse your listing? Wish no more! It is here and now! Simply fill out Free Give-Away form and enjoy more traffic to your listings! We will

add your Free Give-Away to the home page and will randomly feature a short number of items from your listings next to your Free Give-Away on this same page. Nash.Operating.System Demo reserves the right to suspend any Free Give-Away or any Member Account, that is against Nash.Operating.System Demo Privacy Policy and/or Terms & Conditions.



Inserts System

Inserts System is a feature of Nash OS and available to sellers during SYI and RYI processes. This feature allows to custom create sale-related messages that can be quickly access from the Inserts dropdown list. Seller can add, revise, delete messages that he adds to Inserts System. The trick of this feature is that, once a seller has messages to insert into the item description, all he has to do is to select his message from the dropdown list and the message gets inserted into the item description automatically. Besides his messages, there 2 default messages that are provided by Nash OS, one message displays other items from this seller, and the second message displays a request to add this seller to a list of favorite sellers. Please see below screenshot(s) for more detailed information.



Birthday Congratulations

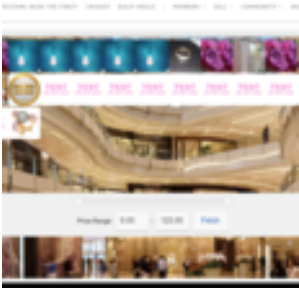
Birthday Congratulations is a feature of Nash OS and will congratulate a user if his birthday falls on a day when the cron job: Initialize Site Functions was run. Cool part is that as an admin you can enable or disable this feature and any sort of credit to that

user account as a gift from your site.



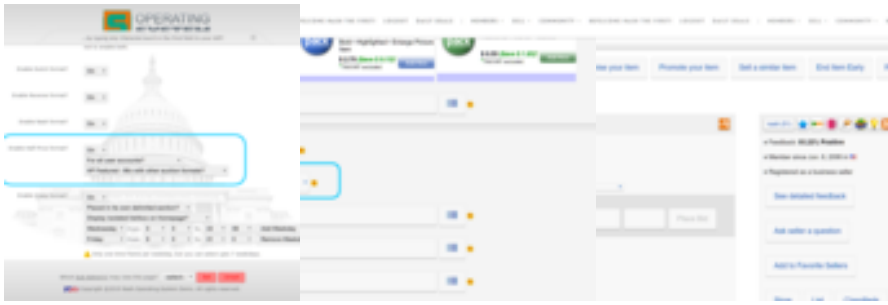
Window Shopping System

Window Shopping System is a feature of Nash OS that allows to shop for items like it was in a physical store by simply browsing by pictures and price range. This is a visually adorable and truly nice feature that makes shopping a breeze.



Half Price Auction Format

Half Price Auction Format is a feature of Nash OS and very similar to Dutch Auction Format but with Buy-It-Now option as mandatory. It is controlled by admin from admin panel under SYI process link in Navigation panel at the left side of the screen. Admin can enable or disable this feature at any time. Also can set to be either used by all sellers or by business sellers only. Items that are posted with Half Price Auction Format can be mingled with other Non Half Price items or can be stand alone in their own view and/or area on a webpage. All items that are posted with Half Price Auction Format are marked by their own icon to distinguish from other items.



Shopping Cart for Stores

Shopping Cart for Stores, is another nice feature that allows buyers to combine items into a single shopping cart any items from any store to checkout all at once.



Picture Manager System

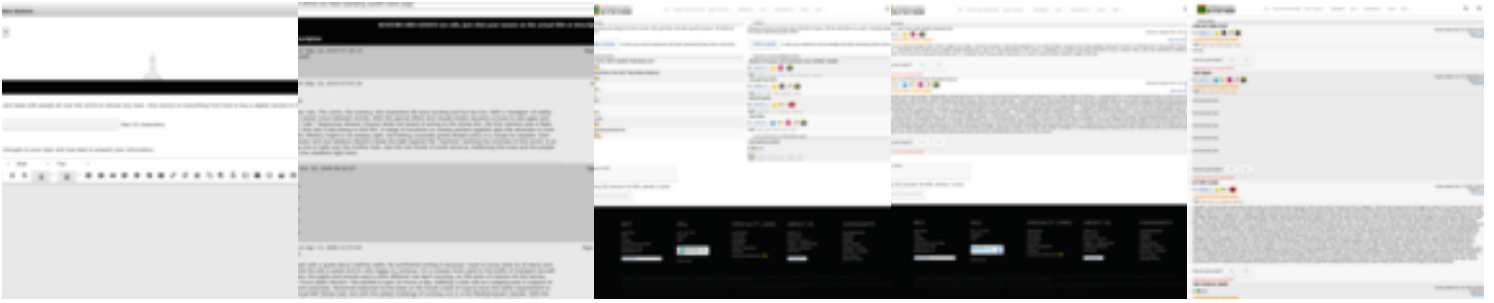
Picture Manager System is a feature of Nash OS for eCommerce and allows your site to host pictures for your sellers so they can use them during SYI or RYI processes. As admin of your site you can find this feature in Navigation menu of admin area. There are 3 major views that allow you to enable or disable this feature, to set up subscriptions for this feature that sellers will pay to use it, and management view that lets you curate sellers that use this feature, such as see when is the next payment expected whether or not to activate or deactivate the feature on per-seller-basis, or entirely stop (a.k.a. delete) subscription for any user. When you enable this feature you do need to create your own subscription plan(s), if you do not create any subscription then the default subscription plan will take place which is totally free with unlimited number of megabytes. The creation of subscription plans is done via a separate view, where you name your subscription plans, set number of megabytes per subscription plan, the cost of subscription plan, recurring cycle for subscription in days. Deleting a subscription plan will automatically inactivate all subscriptions that were used by respective seller(s). Inactivating all subscription plans and fees will automatically activate default subscription (see above). If you want to alter subscription plans you should edit them rather than creating new ones. If you want a subscription plan fee to

be a one time fee, enter 0 in the "Recurring Cycle" field. The "Megabytes" field represents the maximum megabytes that can be listed in the subscription plan. On the sellers end this feature can be found inside Members Area. Once a seller navigates to My Picture Manager view, he is met with Settings view and the link to the Manage view. The Settings view holds important information about his subscription plan as well as a toggle to stop subscription at any time or optionally upgrade or downgrade between multiple subscription plans only if there are more than one subscription plan created by admin. The Manage view is where the picture manager shines, sellers can add more picture via that view. Sellers can create folders to place pictures into as well as name and rename them. Once a seller has at least one picture stored in his Picture Manager, he can access it via SYI or RYI process and add any picture from his Picture Manager to the item his about to post. My Picture Manager feature also goes next level by allowing to preview any picture right inside SYI or RYI processes.



Reviews And Guides System

Reviews And Guides System is a feature of nash OS for eCommerce and allows to share users thoughts and ideas with people all over the world on almost any topic. He can give advice on everything from how to buy a digital camera to how to plan a wedding. The feature is fully curated by admin via admin area, which means admin can delete, revise, approve, disapprove any review and/or guide for any reason. Also admin can write any review and/or guide as well. Readers can rate reviews and guides whether they were helpful to them or not. All reviews and guides are organized by users who wrote them. Generally speaking, reviews and guides are a good content that can convert its readers into buyers via a link to sellers items right inside any review and guide as long that writer is a seller on your site and still have live items on your site.



Important Message Broadcaster

Important Message Broadcaster is a feature of Nash OS for eCommerce and allows users to see important announcement directly after a user has logged in. A user will see this message once each day until the message has expired.



Classified Ads System I (Stand-Alone)

Classified Ads System I (Stand-Alone) is a major set of features in Nash OS for eCommerce and literally self-explanatory as it allows to have your site only as classifieds site only without the items nor auctions. Keep in mind that there is also another version of classifieds in Nash OS that mixes and mingles classifieds with items and auctions. Once this feature enabled, the classifieds will have their own classifieds browser, which is independent from auction browser. Also, Once enabled, the classifieds format option in SYI process will become unavailable to making sure 2 classifieds versions dont create a major confusion among Members. Both classifieds versions have benefits and drawbacks and that is why we make them to be never enabled at the same time. It is totally up to you to decide which classifieds version suites your needs best. But always remember: if this version is enabled then the other version is automatically disabled and all listings with the other version are disabled as well. Also you are allowed to disable both classifieds version but not to enable both.



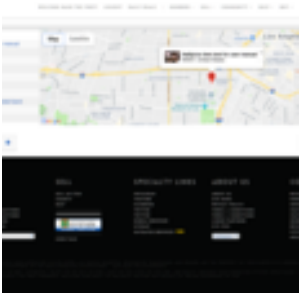
Classified Ads System II (Item Format)

Classified Ads System II (Item Format) is a feature in Nash OS for eCommerce and allows your marketplace site to run classifieds as another format of any item that sellers can post on your site. Once enabled, the classifieds will be mingled with auction listings and available for browsing through auctions browser and category browser. Also, once enabled, the legacy stand alone classifieds version will become unavailable to making sure 2 classifieds versions don't create a major confusion among Members. Both classifieds versions have benefits and drawbacks and that is why we make them to be never enabled at the same time. It is totally up to you to decide which classifieds version suits your needs best. But always remember: if this version is enabled then the other version is automatically disabled and all listings with the other version are disabled as well. Also you are allowed to disable both classifieds version but not to enable both.



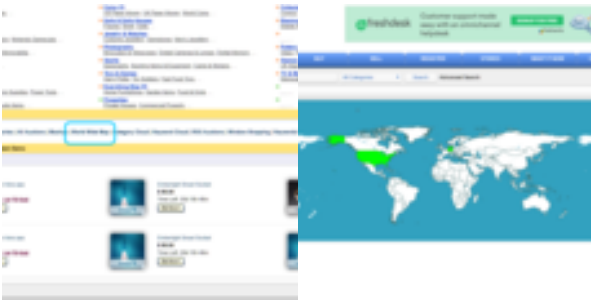
Mashup Based On Google Maps Integration

Mashup Based On Google Maps Integration is a feature of Nash OS for eCommerce and allows to browse items with location shown on map. Please see a screenshot of the feature with detailed information.



World Wide Map For Country-based Site

World Wide Map For Country-based Site is a feature of Nash OS for eCommerce and allows buyers to see items based on sellers countries. It is available when its parent (Country-based Site) feature is enabled in admin panel.



Nash Auction Format

Nash Auction Format is a feature of Nash OS for eCommerce and a format that is between Reverse and Standard auction formats. As you are aware of that standard auction format is when the highest price wins, and with reverse auction format is when the lowest price wins. As with nash auction format is when highest reserved price wins even if the auction price being reduced as in reverse auctions. Keep in mind that Buy-It-Now option is also available in nash auction format. If a bidder wants to simply buy out an item that was posted by seller using nash auction format, then the buyer needs to place a higher Buy-It-Now price than the most highest reserved price that was logged by items bid history. This feature is controlled by admin via SYI process view in admin panel.



All Categories Roll-out Super-Filters

All Categories Roll-out Super-Filters is a feature of Nash OS for eCommerce and allows buyers to search for items in a more finesse way. This can be enabled via Category Search Box view in your sites admin panel.



More Results with Fewer Searches System

More Results with Fewer Searches System is a feature of Nash OS for eCommerce and minimizes the repetitive item names in search. In other words if multiple items have exact same name then only ones that have bids or cheaper prices will show in search with a small text at the bottom that explains why repetitive item names are omitted from search results and if a buyer still wishes to see other items with same names then all he has to do is to click on the link next to that text to see complete search results including previously omitted items.



Keywords Extractor

Keywords Extractor is a feature of Nash OS for eCommerce and helps to extract keywords for your Adwords campaign on your site. It is an internal feature of Custom Fields Management (items, wanted ads, and classifieds) in admin panel.



Buy It Now and Make Offer Methods Merger

Buy It Now and Make Offer Methods Merger is a feature of Nash OS for eCommerce and allows buyers to purchase as soon as an offer was accepted by seller without waiting for the auction to end.

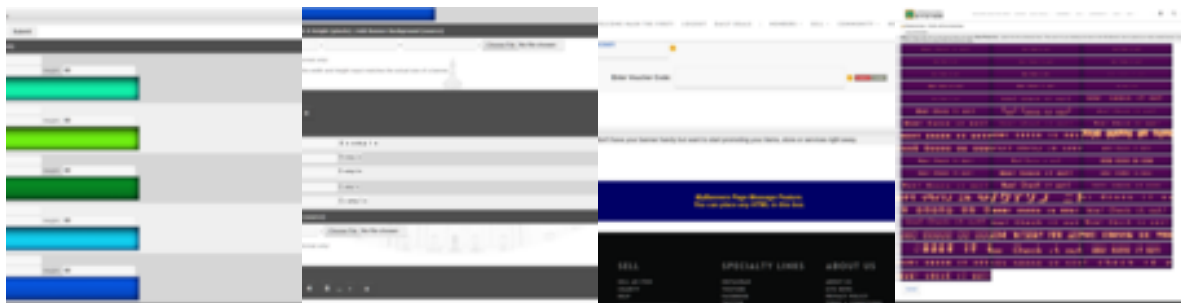


Featured Ending Soon Auctions Digest

Featured Ending Soon Auctions Digest is a feature of Nash OS for eCommerce and makes processing of Featured Ending Soon Auctions internally via a cron job. There is a limit that is set to 5 Featured Ending Soon Auctions per digest that is sent to users via emails.

Banner Builder for Banner System

Banner Builder for Banner System is a feature of Nash OS for eCommerce and allows a user to build a custom banner with text and use it to show on your website via Banner System which is found in Members Area. Keep in mind that you have full control over Banner Builder and Banner System via admin panel.



Reserve Price vs Current Bid Range Checker

Reserve Price vs Current Bid Range Checker comes with Nash OS for eCommerce and it is a feature that allows a buyer see if his current bid within a percentage range of a reserve price. Example: Lets say a reserve price is \$600. The 15% of \$600 is a range from \$510 to \$600. If a current bid is anywhere within the range then the buyer will be told that his bid is within 15% of the reserve price. The actual reserve price is still hidden from buyer. As an admin (Nash OS lets you set up multiple admins to meet the needs of your business) of your site, you have total control over this feature.



Grouped Stores System

Grouped Stores System is a feature of Nash OS for eCommerce and lets you organize regular stores into groups.



Dual Shipping and Handling Cost System

Dual Shipping and Handling Cost System is a feature that allows sellers set up a flat s/h fee as well as calculated s/h fee that is all depends on the location of a buyer. For instance, if it is a local buyer then he can pay flat fee, and if a buyer from overseas then he will be required to pay a calculated s/h fee.



CMA Global Announcement

CMA Global Announcement is a feature that allows you (a site admin) to post announcements directly into the Members Area. These announcements are located inside members area and at the top of CMA menu.

NOTA BENE: CMA stands for Custom Members Area also known as Members Area. Since CMA and MA are now synonymous, you can refer to CMA as MA when you contact Nash Team.



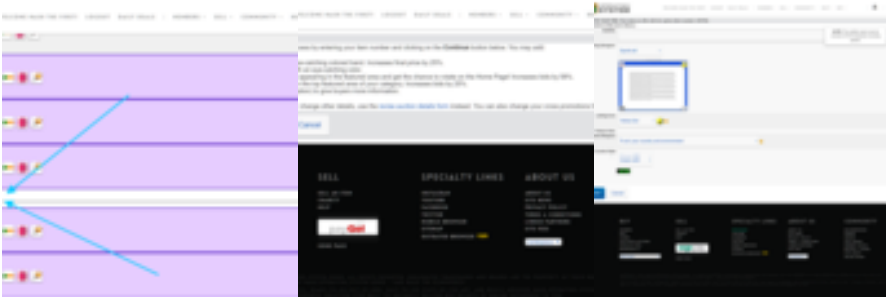
Member Score System

Member Score System (also known as Contest/Raffle System) is a feature of Nash OS for eCommerce and allows to run contest among members on your site. There are multiple variables that count in participation in the contest to receive a high score. Such as for the sellers: number of all items of all times, posted, sold, ended, unsold items within the duration of a contest, bids on current, sold, unsold, ended items, views on current, sold, unsold, ended items, number of positive feedbacks within the duration of a contest. As for buyers there are also multiple factors to score high such as: purchased all items of all times, current, ended, paid ended, unpaid ended items, bids on current, unsold, sold, ended items, number of positive feedbacks within the duration of a contest. Any IDV verified member receives one additional point to the score. MyScores can be found in members area at the top of the main menu. There are 3 top runners - Gold, Silver, and Bronze - the admin decides what type of prizes they receive upon completion of the contests duration. This a very transparent feature, in other words, every member can see who is the current runner up and they are updated on the fly by refreshing MyScores view at any time.



Revision And Promotion Enhancer

Revision/Promotion Enhancer is a feature of Nash OS for eCommerce and allows sellers to revise their items to better promote them at any time. Revision/Promotion Enhancer link is located within Daily Deals view among the item lists, see screenshots(s) below for more detailed info.



Member Avatar System

Member Avatar System is a feature of Nash OS for eCommerce and allows a member to have an avatar next to his name through out the Nash OS. This feature is available from Members Area > Account > Personal Information > Avatar view. it comes with stock avatar presets chooser as well as custom avatar upload functionality.

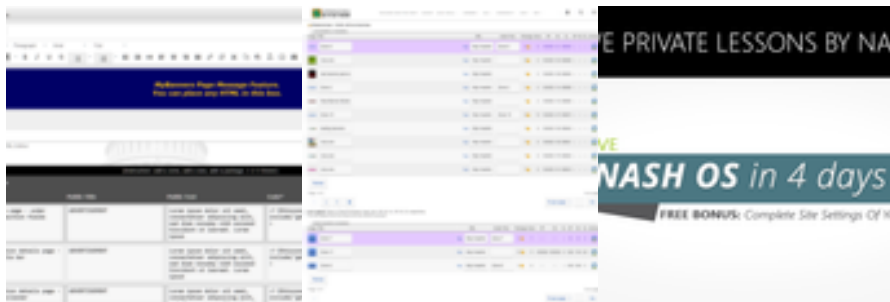
NOTA BENE: When a member uses his own avatar then it will replace an avatar preset. The avatar is shown on his feedback page and his community posts. However if he has set up a store and uploaded a store logo then his store logo will be shown in place of the avatar.



Member Banner System

Member Banner System is a constellation of features of Nash OS for eCommerce and allows admin to sell banner space to members for their advertising purposes. And as for members they can pick and choose any space their budget can meet to place their ads. If a member is in a rush to post his banner then Nash OS includes a banner builder so a member may quickly generate one or more banners and to place their banner on your site. This feature optionally offers ability for the site admin to charge members for banner space on the site. Like it is mentioned above it is a constellation of features which means that main feature includes several layers of other required sub-features such as banner sizes, banner zones, naming banners, grouping banners, google analytics code banners or simple picture banners with links, banner packages, banner campaigns, analytics with clicks and views, banner previers, banner builder, purchased

views or clicks, unused views and clicks, credit rollover from one campaign to another, live and ended banner list, banner discounts, and etc. Keep in mind, this feature is extremely sophisticated and requires deep understanding, therefore it is available in our Nash OS Crash Course 4 Day Online Classes and if you do not have time to learn it on your own then you are most welcome to take this class.



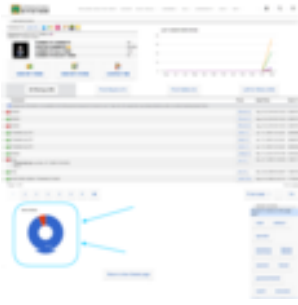
Instant Digital Media Download System

Instant Digital Media Download System is a feature of Nash OS for eCommerce and allows a seller upload his software during SYI process and after sale his buyer will be able to download it directly from won items view of members area. This feature is made possible in items, stores, and classifieds. Admin can set this feature to be free or paid, optionally. This feature is category-based, which means, admin needs to assign this feature to certain categories or category via category managers in admin panel.



Users Feedback at Glance

Users Feedback at Glance is a feature of Nash OS for eCommerce and allows to see a pie chart of members feedback.



Featured Stores on Home Page

Featured Stores on Home Page is a feature of Nash OS for eCommerce and allows admin to randomly feature stores on the homepage. There are several requirements for a store to get featured automatically: store must have live items and items must not be protected by password.



Stand-Alone Category System

Stand-Alone Category System is a feature of Nash OS for eCommerce and allows admin set up motors, property and etc. as stand-alone categories. This feature is controlled from admin panel > edit categories > options view.



Category Picture Gallery

Category Picture Gallery is a feature of Nash OS and allows site visitors to switch category browser view from list to picture gallery and likewise. Please see below screenshot(s) for more detailed info.



Minimal Category System

Minimal Category System is a feature of Nash OS and made to avoid heavy scrolling in categories with large number of subcategories. This feature is controlled from admin panel only. Please see below screenshots for more info, the first screenshot shows a category with this feature turned on, and second screenshot shows with this feature turned off.



Universal Browser Bookmark

Universal Browser Bookmark is a feature of Nash OS and allows to bookmark any page in Nash OS (except the admin panel) via following browsers (Chrome, Firefox, Edge, Opera, Safari - all for desktop only). Keep in mind that some browsers do not allow bookmarking pages from actual pages ergo you will see a popup message that states that you have to use bookmarking feature native to that browser instead of the Universal Browser Bookmark feature.



Power Buyer System

Power Buyer System is a feature of Nash OS and enables admin to calculate who is the most buying member on his site and display that as a level of achievement. There are several levels in this feature, such as titanium, platinum, gold, silver, and bronze levels. They all depend on how much money a buyer spends on the site. Also there is a very important ingredient in order to calculate the most buying member is his minimum percent of feedbacks, in other words, it is not that a buyer buys a lot but also his ratings received from sellers are high as well, for example, if he buys and returns items all the time, then sellers will sure reflect on such behavior by rating him low. So, good ratings received from sellers are also used to calculate whether it is a power buyer or not. In admin panel, admin of the site can specify how much money per month a buyer needs to spend in order to reach next level or stay on the same level, as well as what minimum percentage of feedback is required from buyer.



Power Seller System

Power Seller System is a feature of Nash OS and enables admin to calculate who is the most selling member on his site and display that as a level of achievement. There are several levels in this feature, such as titanium, platinum, gold, silver, and bronze levels. They all depend on how much money a seller makes on the site. Also there is a very important ingredient in order to calculate the most selling member is his minimum percent of feedbacks, in other words, it is not that a seller makes a lot but also his ratings received from buyers are high as well, for example, if he sells and refunds all the

time, then buyers will surely reflect on such behavior by rating him low. So, good ratings received from buyers are also used to calculate whether it is a power seller or not. In admin panel, admin of the site can specify how much money per month a seller needs to make in order to reach next level or stay on the same level, as well as what minimum percentage of feedback is required from seller.



Second Chance Offer

Second Chance Offer is a feature of Nash OS for eCommerce and allows bidders to receive second chance offers from their sellers to buy out an item that they lost their bid. In other words, let's picture a situation when a winner (a.k.a. highest bidder) pays for the item and receives after seller has shipped the item to him, but once he sees the item he decides that he does not want it any longer for various reasons (legit or not, does not really matter in this scenario), thus he returns the item in the original form, shape, and shipping package. The seller sees that the item is in original condition and refunds the winner his money back. But there are a few bidders who also wanted the same item but lost their bids to the winner. Using this feature, the seller can simply send a message via members area by offering a second chance offer, which means that he is okay to sell it to the lost bidder (in descending order, or from top to bottom order, highest lost bid to lowest lost bid), and if the bidder is cool with it then he can go ahead and make a payment for the item cost plus shipping (and yes a new invoice is generated upon buyer's accepting a second chance offer). That is pretty much it! Nice and easy way to always make a sale!



Invite Friends System

Invite Friends System is a feature of Nash OS and allows members invite new members to your site. This feature includes various tools and toggles that make the process of inviting new members a breeze. Admin can control how many friends a member can email at once, however there is a maximum of 10 to stay away from anti-spam filters. **NOTA BENE:** Members friends will receive an email inviting them to join your site. Seller must send emails only to people he knows who would be interested in joining information. Your site wont use any names and email addresses for promotional purposes, or disclose it to a third party.

NOTA BENE: If a seller uses this feature to advertise his item(s) he is selling and the recipient complains to site admin, then sellers registration may be suspended.



Add Funds At Anytime

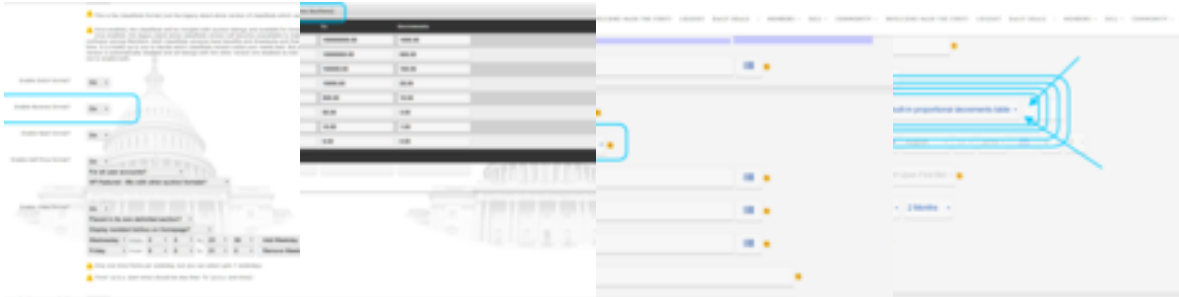
Add Funds At Anytime is a feature of Nash OS and allows members to add funds to their account balance on your site. It can be done via credit / debit card, or internet / phone banking, or mailed check.



Reverse Auctions

Reverse Auctions is a feature of Nash OS for eCommerce and allows your site run reverse auctions. What are Reverse Auctions? Reverse Auctions are when buyers offer the lowest price for a service provided by a business. Since among your site members

can be businesses that offer bidding on their provided services therefore that could be buyers that may like to purchase such services. However in reverse type of auctions is the lowest offer wins the bidding. EXAMPLE: there could be many service providers that would like to get any paid projects, but payers (also known as buyers or bidders) only look for the most affordable service providers, as result of that they place bids on various service providers and see which one is the cheapest. Keep in mind that down-bidding is not allowed in such reverse auctions, all bids must be placed gradually in certain increments set by the site admin.



Banking Preferences

Banking Preferences is a feature of Nash OS and allows your sellers provide banks to their accounts on your site. Once added their buyers will be able to send money to sellers bank at any time such as item payments and shipping / handling fees. This feature is controlled by admin and allows admin to fine tune this feature to the banking laws in the country of operation of the site.



Watch This Item

Watch This Item is a feature of Nash OS that allows members to keep an eye on items they are interest more than others. Once a member taps on watch this item button in item details page then that item is added to their list of items im watching in members area. From members area > items im watching list, a member can remove such item from the list or view the item to see any changes to the description of the item or place

a bid and even buy it outright when there is a Buy-It-Now option made available by its seller. Items Im watching list allows a seller set up a reminder (on item by item basis) few minutes before item duration runs out.



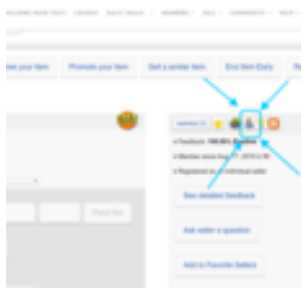
New Item Icon

New Item Icon is a feature of Nash OS and allows everyone to see if an item was posted within last 24 hours. Please see below screenshot(s) for a detailed information.



New User Icon

New User Icon is a feature of Nash OS and allows everyone to see if a member has registered within last 30 days. Please see below screenshot(s) for a detailed information.



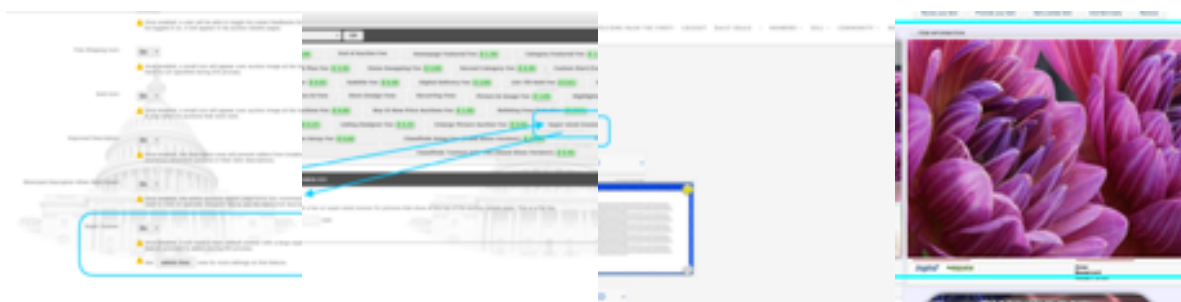
Total RSS Feed

Total RSS Feed is a feature of Nash OS and allows to feed RSS readers with the items information via RSS technology.



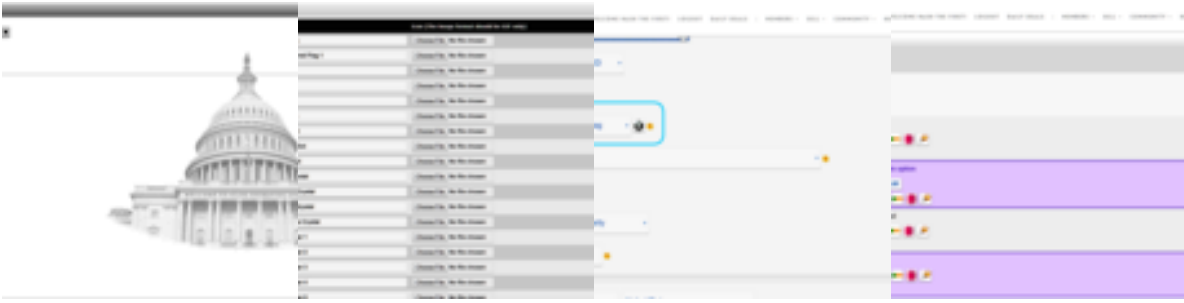
Supersize-It!

Supersize-It! is a feature of Nash OS and controlled in admin panel. Once enabled, it will replace basic default zoomer with a large super-sized zoomer which you can also have as a premium paid feature provided to sellers during SYI process. Keep in mind that classifieds also have this feature available.



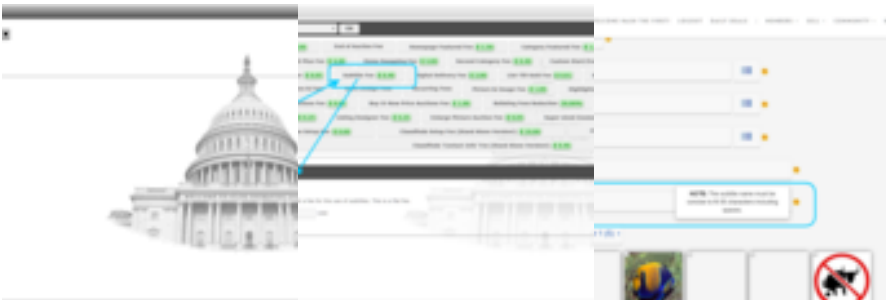
Icon-It!

Icon-It! is a feature of Nash OS and controlled in admin panel. Once enabled, a seller will be able to use curated by admin icons that let his item listings and classifieds bring more attention from buyers.



Subtitle-It!

Subtitle-It! is a feature of Nash OS and controlled in admin panel. Once enabled, sellers will be able to expand on the item title by adding more info to the subtitle field during SYI process. Optionally, you may charge sellers a site fee for using this feature.



SkypeMe

SkypeMe is a feature of Nash OS that allows buyers to get in touch with sellers via Skype. Basically, we have integrated Skype into Nash OS to improve B2C and B2B communications. This is an optional feature, controlled from admin panel, and can be set up as a paid feature by site admin.



Shipping Calculator

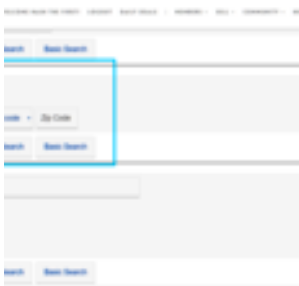
Shipping Calculator is a feature of Nash OS for eCommerce and allows a seller avoid incorrect shipping charges such as overcharging a buyer (then a buyer will feel cheated) or undercharge a buyer (then a seller will be shorthanded). During SYI process a seller elects to use a shipping calculator option and fills out all required fields such as weight, dimensions, size, service provider, and etc. Once that's done the shipping calculation becomes possible for a buyer use it during check out.

NOTA BENE: since shipping and handling may not be needed for certain type of items - such as real estate or digital delivery or service or anything else, then this feature is made possible on category-based approach, in other words, if you are admin of a site then navigate to admin panel > edit categories view and set categories of your choice to use shipping and handling feature.



Search By Zip Radius

Search By Zip Radius is a feature of Nash OS and allows users or members or visitors do a search on live items that are located within circle area around particular zip code. For example, a user looks for items within 10 miles of his zip code, he selects a number of miles from the dropdown list of 1, 5, 10, 20, 50, 100, 250 miles and type in his zip code, clicks search and the result shows all items within that circle area with the radius of selected miles around his zip code.



Search By Main Category

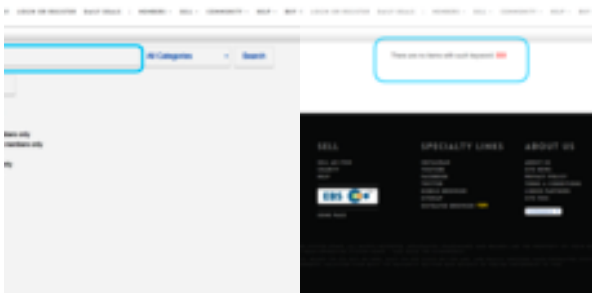
Search By Main Category is a feature of Nash OS for eCommerce and allows users or

members or visitors do a search on live items by their main category. Since each item is set to use main category and listed in any last subcategory of that main category then such search to group items under main category is totally legit using this feature.



Search By Item Number

Search By Item Number is a feature of Nash OS for eCommerce and allows users or members or visitors do a search on live items by their ids. Simply type in the search field an item id and the result is the item requested. If an item has ended or not started then the result is no such item found.



Search By Custom Fields

Search By Custom Fields is a feature of Nash OS for eCommerce and allows users or members or visitors do a search on live items by their custom fields. What are custom fields in an item? Those are the additional details about an item that can be generally described by a seller. Custom field(s) can be anything such as size, color, gender, model, type, make, capacity, and other hundreds of variations of an item that can be generally assigned to be searched. Nash OS allows for admin to set up any number of custom fields to any sort of categories. As you can see that custom fields are not item based but rather category based feature, as result of it, site admin creates and sets up custom fields to chosen categories, and when sellers go through SYI process, they select a category for their item and category based custom fields are then loaded into the view for sellers to fill out as needed. Once an item with custom fields have been

posted by seller, then anyone will be able to find that item when they search it using custom fields option. Please see below screenshots for more detailed information on the subject.



Search By 1 Dollar Or Less

Search By 1 Dollar Or Less is a feature of Nash OS for eCommerce and allows users or members or visitors do a search on live items by dollar or less. As you are aware of the search capabilities in Nash OS are limitless. This is another effortless way to bring up the search results.



Regions And Suburbs Search

Regions And Suburbs Search is a feature of Nash OS for eCommerce and allows users or members or visitors do a search on live items by region and suburb. What are region and suburb? Those are designated areas in any country that are named to have their own political and fiscal independencies. For example in USA, there are states, counties, cities, districts. In Japan, there are prefectures, cities, districts. In Russia, there republic, kray, oblast, gorod, raion. These are just examples of how a search can be performed within Nash OS by searching not just zip codes or distance from zip codes or by smallest parts of states and counties.



Listing Designer

Listing Designer is a feature of Nash OS that adds a nice designer look to description portion of item page. This feature fully controlled from admin panel and site owner can decide which listing designer templates are available to sellers via SYI process. Optionally, site owner can set up a fee to charge sellers for using this feature in SYI process.



Counter Style

Counter Style is a feature of Nash OS that adds a nice designer look to view counter portion of item page. This feature fully controlled from admin panel and allows sellers attract more attention to the listings. Optionally, this feature can be set by admin to charge for its usage by sellers.



Action Auction

Action Auction is a feature of Nash OS and once enabled via admin panel, the time that is left in auctions (or ads, items, etc), will tick down dynamically, instead of a static text.

NOTA BENE: Warning for a server that hasnt met Nash OS minimum requirements, the static text maybe of a better choice.



Other Auction Sites Feedback Score Importer

Other Auction Sites Feedback Score Importer is a feature of Nash OS that allows users to import their reputation score (also known as feedback score) from other websites. Optionally, site owner can set up a fee to charge users for utilizing this feature.. Please see attached screenshot(s) for detailed information.



Member Website Item Promoter

Member Website Item Promoter is a feature that promotes items from the websites of your Members which they might have. Once enabled via admin panel, a user will be able to setup the website item promoter in his members area under sell > my external items view.

NOTA BENE: For a user who is running an auction site based on Nash.Operating.System. Also it can be used to promote items among 2 or more Nash.Operating.System sites on by user base, because you can have more than one

Nash.Operating.System site as well as can be a user on all these sites.

NOTA BENE: For a user who is running an osCommerce site. Also it can be used to promote items among 2 or more osCommerce sites on by user base, because you can have more than one osCommerce site as well as can be a user on all these sites.

NOTA BENE: For a user who is running a PrestaShop site. Also it can be used to promote items among 2 or more PrestaShop sites on by user base, because you can have more than one PrestaShop site as well as can be a user on all these sites.




The screenshot shows a web browser window with a page titled "Nash.Operating.System Site Integral". The page contains a list of instructions on the left side, each preceded by a yellow warning icon. The main content area on the right includes the following text: "I'm running Nash.Operating.System system, please", "upload the zip file, unzip, and upload to your server", "is installed. Only then proceed to the step below", and "to your website Nash.Operating.System system". Below this text is a text input field with a "p:// " prefix and a "Go" button. At the bottom of the page, there is a black rectangular box.



Community-360

What is Community-360 System?

Community-360 is a system within Nash OS and specifically built for members to congregate in a social environment on your website. Instead of going 3rd-party places the members can do the same natively and alot more as Community-360 seamlessly integrates posted products by members and allow them to expand overall visibility as well as reach new potential shoppers. Community-360 System includes every aspect of a social life that one may look for, such as forums, subforums, private and public groups, clubs, chats, polls, photo galleries, private messaging, blogs and vlogs, product articles, questions and answers, as well as promotions for items that being sold by posters in forums and etc. There is a complete full fledge SEO functionality that runs 24/7 by pinging various search engines to notify about new posts, photos, attachments, threads, permalinks. arcade rooms, and etc. There is no better social platform on the web these days that allow not just to socialize among members of your site but also push items that being sold on shoppers to get a better ROI literally 24/7 around the clock and to minimize the churn rate (also known as attrition rate) that other 3rd-party social platforms are well known for.



Forums & Subforums

Super Forums, Forums & Subforums are a place, meeting, or medium where ideas and views on a particular issue can be exchanged. Super Forums are basically a group of forums. You can organize any regular forums into groups which makes it easier for users to find the forums of their particular interest as well as make a community look and feel more professional. Forums are basically a group of subforums. You can organize any regular subforums into groups which makes it easier for users to find the subforums of their particular interest as well as make a community look and feel more professional. Subforums are basically a group of threads. You can organize any regular threads into groups which makes it easier for users to find the threads of their

particular interest as well as make a community look and feel more professional. Finally, super forums, forums and subforums are fully controlled from admin panel and can be curated by admin at any time. Keep in mind that you can assign a moderator status to any member that can curate forums directly from members area.



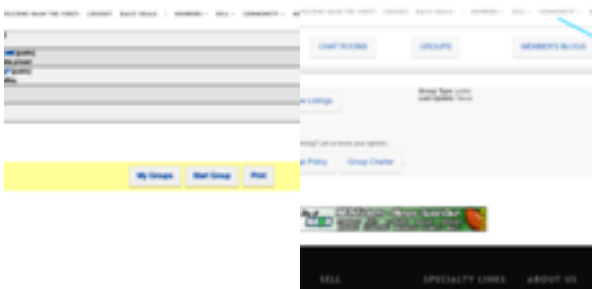
Groups (Private or Public)

Groups (Private or Public) are also known as Clubs and are a part of Community-360 in Nash OS. It is one of the major portions of Community-360 System. The Groups/Clubs let members create and grow their own community, and participate in discussions, newsletters, polls, calendars, and photo albums and much more.



Popular Groups

Popular Groups is a feature of Community-360 in Nash OS, and allows to highlight the groups with the highest number of members of such group. Please see below attached screenshots for more details.



Chat Rooms

Chat Rooms is a feature of Community-360 in Nash OS, that allows members exchange via chat rooms. All chat categories are controlled via admin panel and allow you as admin to add, revise, remove, hide such categories. Keep in mind, that all chat rooms are made to be searched by search engines such as google, bing, yahoo, and etc. and do not require to be signed in in order to read chats, however if anyone wishes to participate in chats then they need to be signed in for that. Please see below screenshots for more details.



Blogs & Vlogs

Blogs & Vlogs is a feature of Community-360 in Nash OS, which allows members have their own blogs with a multitude of awesome features that define the magic of Community-360. Hold on to your seats as it has the following: Any member can have as many blogs as he wishes to. The blogs have all the general features for blogs as we know it plus few additional ones in order to customize each blog so they dont look alike to one another. See below screenshot for more details. All blogs are also controlled by admin from admin panel such as admin can switch authors at any time when it is needed by admin or requested by blog authors. All blog articles have a permalink for general SEO purpose. Every blog is connected to members items on your site as well as every item is connected to members blog likewise, see below screenshot for more details.



Photo Galleries

Photo Galleries (also known as Photo Albums) is a feature of Community-360 in Nash OS, which allows members have a nice place to show off their selfies, food shots, glamour shots, headshots and just anything they think of. Photo Galleries are accessed via groups portal ergo in order to post pictures in Photo Galleries one must be a member of that group or a leader. Every photo album has an optional slideshow to automatically scroll through the photos of each album. Each album can be fully controlled by its member.



Advanced Login

Nash OS comes with advanced features on login page for your site members. Members can pick and choose how they want login page to work for them by either saving both username and password or just username or nothing be saved. When they choose to both save username and password then they wont be needed to enter them before clicking on the Login button. Alternatively, if they choose to only save their username then they wont be needed to enter it before clicking on the Login button. Finally, if they choose not to save both username and password, then they wont be required to enter both username and password before clicking on the Login button.



Two-Factor Authentication

Two-Factor Authentication feature of Nash OS is available from admin panel and once enabled, your website will send a randomly generated security code to users when it needs to confirm that its them logging in and not someone else who stole their password.




Cookie Notice (EU cookie law)

Cookie Notice (EU cookie law) feature of Nash OS is available from admin panel and

once enabled, users will see a new notification box at the bottom of your website. The feature also allows you to grafically customize (via HTML Editor included with the feature) the message that is shown to users as well as to include a direct link to a web page that can clearly describe to users on how to remove cookies from any browser they may use on their end.

NOTA BENE: Due to the EU Cookie Directive (2009/136/EC) that came into force in May 2012, any site that uses cookies, and assumes consent to drop these cookies, will need a notification on the site to inform the visitor that cookies are used, linking to a page that can give more information on how to remove them.

NOTA BENE: Cookie Notice allows you to put yourself in compliance with EU Cookies Directive (2009/136/EC).



Anti-Virus System

Anti-Virus System of Nash OS is available from admin panel only. This feature allows to find any file that is inconsistent with the latest Nash OS. This feature only works correctly with latest Nash OS, therefore if you do not have latest Nash OS then you should ask to upgrade your site first via ticket in Nash Developer Central. If you doubt about any file then leave it alone as there could be false positives after scan. Steps to prepare Anti-Virus System in Nash OS: Step 1: Verify your Nash OS Version against latest Nash OS Version. Step 2: Grab up-to-date Nash OS Anti-Virus Signature. Step 3: Begin Scan Now. Once done, you are ready to browse through all files that do not match authentic Nash OS files. If you see anything bizarre in the list of files then you are free to delete such file(s).



Data Backup or Restore System

Data Backup/Restore System of Nash OS is available from admin panel only. This feature allows to backup all auction site data from your database. It will be saved into downloads folder of your server where the Nash OS installed. you will be able to delete any backup or restore your site data from any backup.

NOTA BENE: You cannot restore your site data from a deleted backup.



MySQL Logger

MySQL Logger is a feature of Nash OS and only available in admin panel. The feature is made possible to accommodate various needs on checking the MySQL Query processes as well as see which query takes longer and address it by optimizing the database tables where the query is shown to run. For example if an auction query shows that it takes a considerably long time then as admin of the site you can run an optimization cron job (aslo in admin panel of Nash OS) to optimize database tables to speed up overall processing time for the query in question. This is a pure technical feature to assist you in running the Nash OS and your server in concert.

NOTA BENE: MySQL Query Logger will let you look under the hood of Nash OS to watch how your database being queried.

NOTA BENE: Disable it if your database does not support it. Verify with your host if the installed version of server supports ERROR_LOG ability.

NOTA BENE: The query log gets deleted automatically when its too big for the system to handle.



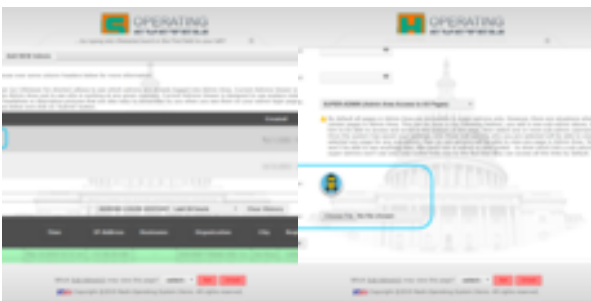
Current Admins Viewer

Current Admins Viewer (or CAViewer for shorter) allows to see which admins are already logged into Admin Area. Current Admins Viewer is helpful when you have multiple sub-admins, so you do not have to log into Admin Area just to see who is working at any given moment. Current Admins Viewer is designed to use avatars instead of usernames for security reasons, ergo try to use avatars that are headshots or descriptive pictures that are also easy to remember by you when you see them on your admin login page. If you wish to disable Current Admins Viewer, then uncheck all boxes below and click on Submit button.



Admin Avatar System

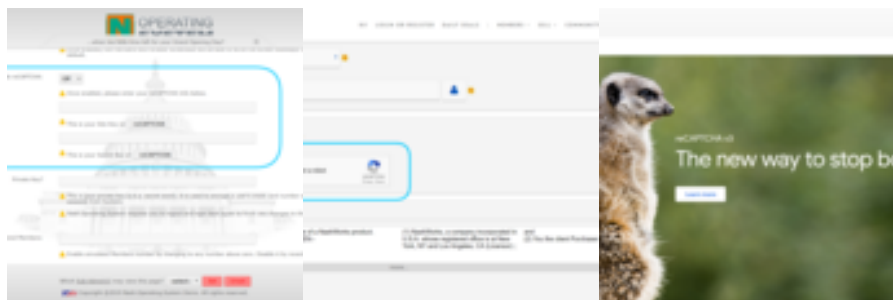
Admin Avatar System of Nash OS is available in admin panel only and made possible for admins to have their own avatars that are used in Current Admins Viewer.



reCAPTCHA Integration

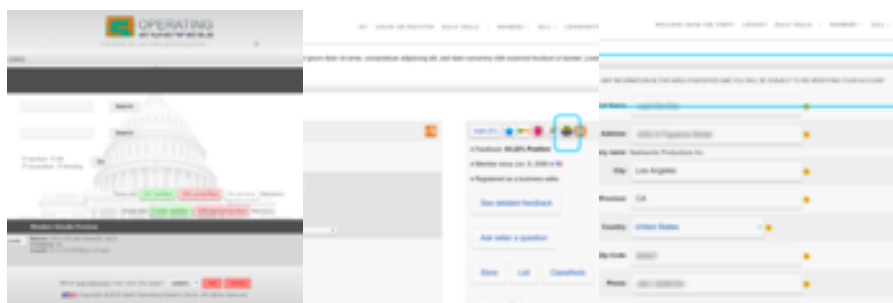
reCAPTCHA is a free service that protects your website from spam and abuse. reCAPTCHA uses an advanced risk analysis engine and adaptive challenges to keep automated software from engaging in abusive activities on your site. It does this while letting your valid users pass through with ease. reCAPTCHA Integration is another awesome Nash OS feature and available in admin only. Simply enter your site and secret keys where assigned fields are and click on Submit button at the bottom of the

page. Prior to using the feature, please have your site and secret keys ready provided by Google reCaptcha service (found here).



Member ID Verification

Member ID Verification (or IDV for shorter) is a long-standing feature that has evolved from a nash mod (prior to Nash OS development) into a full fledge mega monster size system within Nash OS architecture. There are numerous features within Member ID Verification system, such as IDV by mail, by phone, by payment, as well as sellers can either accept Non-IDV buyers or IDV-only buyers or both, Also IDV and Non-IDV icons for sellers and buyers, also IDV Check List for members to easy see how far they are until they become fully ID verified by your site. And sure things, as an admin you can pick and choose who to send your IDV-related newsletters either to IDV, Non-IDV, both types of members. What about an IDV fee that your site may require from your members? You bet! Nash OS has covered that as well. IDV fee can be via payment gateway, bank, mail, check, etc. What about separate IDV fees for international and domestic users? Yes you can set them separately too. What about pending IDV members? Yes!!! You can have them as well as send them newsletters from admin panel. Can you require a photo-id with IDV process? YES!! Everything you can imaging that is legal is already implemented in Nash OS!



Phone Verification System

Phone Verification System of Nash OS is a part of Members ID Verification and made

possible for members to verify their identity via phone. it is fully controled in admin panel of your site. There several important settings for this feature such as site fee to verify via phone as well as re-verification when a phone number has been changed after it was verified by a member.

NOTA BENE: The system is integrated utilizing PhoneConfirm.com that has a wonderful API as well as recommended by vast majority of online ventures and businesses.



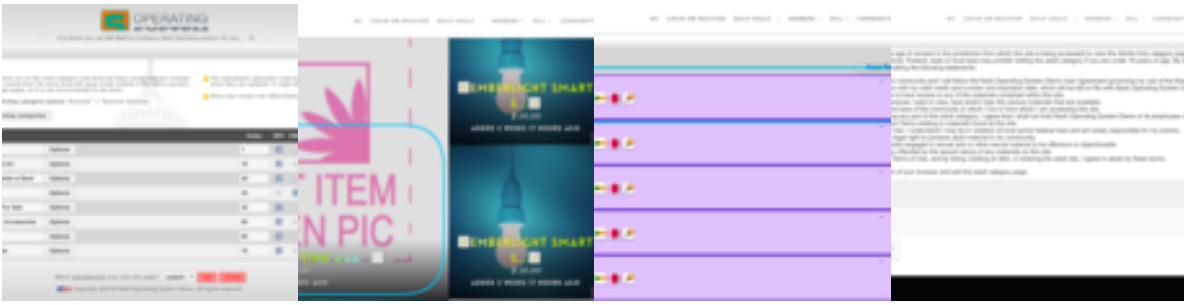
ID Verification via SMS device

ID Verification via SMS device of Nash OS is a part of Members ID Verification and made possible for members to verify their identity via SMS. it is fully controlled in admin panel of your site. There several important settings for this feature such as site fee to verify via SMS as well as re-verification every now and then.



Adult Verification System

Adult Verification System is another amazing constellation of features that pertain to one and only purpose to verify if a user is at certain age or above to view certain listings on your website. It is a category-based system which requires to mark category or categories within admin panel to become an adult category or categories that will list adult listings that require a user to verify their age before viewing such category with listings.



Phone Support

Once enabled in admin panel, a member will be able to see your contact telephone number, directly, on "Contact Us" page. You can set a fee for the use of telephone support. This is a flat fee.



Shill-Bid Monitoring System

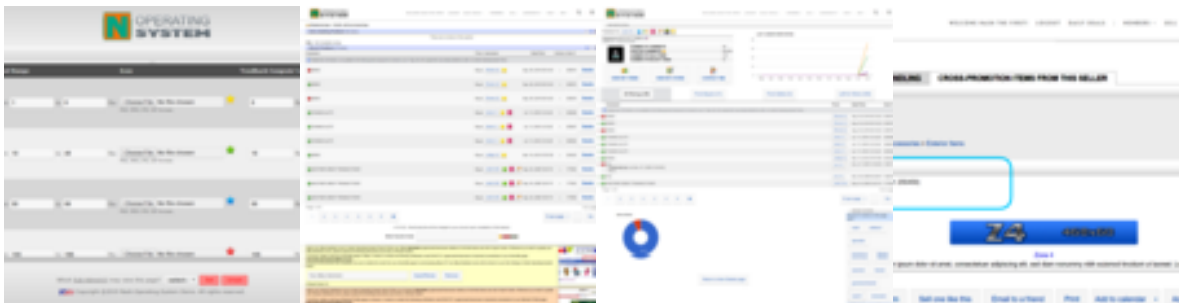
Shill-Bid Monitoring System of Nash OS is available to admin only and made to compare seller and bidder information that is provided by modern browsers and Nash OS internal security mechanism. In other words, seller info and bidder info can be compared to see if they match or very close to match - there is always a small chance that even a matching info can be from 2 different people but in most scenarios matching info is shill bid that is happening live. We recommend to use all the available tools within Shill-Bid Monitoring System to double check details from seller and bidder.



Feedback Rating System

Feedback Rating System is a long-standing feature that has evolved from a nash mod (prior to Nash OS development) into a full fledged mega monster size system within Nash OS architecture. There are numerous features within Feedback Rating System, such as feedback forums, community360, sort items by sellers ratings, star ratings, feedback importer from other sites, rating levels, ratings in listings, seller and buyer ratings, ratings scroller in listings, selling and buying to certain levels of ratings only, commenting on sellers and buyers, reporting false accusations in ratings, following up to ratings for sellers and buyers, recommendations about what needs to be improved by seller and buyer to gain better ratings, the whole entire feedback ratings systems is fully controlled by admin which includes revising, removing, posting and etc. Also sellers can report unpaid items to auto-rate buyers if no solution found to solve an unpaid item issue, clockwise for buyers to report items sold by sellers not as described and auto-refund the items as long as they are shipped back with a proof by shipping service provider and auto-rate sellers when an issue has not been resolved. On top of it all, an admin (also known as the site administration) can be involved to prevent prolonged bickering between buyers and sellers on the same issue of either unpaid item or a received item not as described. This is super system within Nash OS and has multiple views and in admin as well as in members area.

NOTA BENE: There are various optional fee-based features of this system that can be used to charge members for the use of them.



Latest Feedback Scroller

Latest Feedback Scroller feature in Nash OS and is part of Feedback Rating System which is controlled by admin and once enabled, a user will be able to toggle his Latest Feedbacks Scroller via Personal Information view of Members Area. Once he toggled it on, it will appear in his auction details pages.



MyNotifications System

MyNotifications System is a feature of Nash OS and it comes with an ability for admin to send out super-short messages to anyone and/or everyone. Once a message sent then a user will see it as a bell notification on the homepage (a-la youtube, google, facebook, or insert your own name here - practically every most or less respectable site has such systems designed and implemented).

NOTA BENE: Please, keep in mind that this is a very short message notification system (maximum 250 characters) which means if you have to send a message that is bigger than that (such as an HTML-designed message, newsletter, or email) then please use other systems such as NewsLetters, MyMessages, News, and many others that Nash OS provides in plenty.

NOTA BENE: Once enabled, it will display as a small bell icon in Centerpiece/Spring/Autumn skins only.



After Activation Page

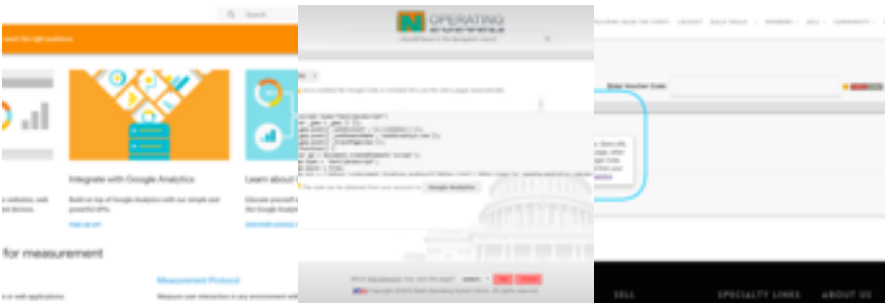
After Activation Page feature in Nash OS and once enabled, a user will be redirected to it after arriving to the site via activation account link. This page could be used to offer deals to new members or to give more information to new members on how to use their new accounts.



Google Analytics Integration

Google Analytics Integration in Nash OS and once enabled, the Google Code is included thru out the sites pages automatically.

NOTA BENE: Any seller once open a store can add his own Google Analytics Integration at any time to collect usage data for his store.



Session Time-out Controller

Admin Panel > Site Setup > Member Area Session Time-out: This setting will try to keep the memberarea live as long as you set it in admin, but remember, your HOST has a general setting for session time-outs in php.ini file too. So if it is shorter than your setting in admin, then member area session will expire according to host setting rather than to yours. Admin Panel > Site Setup > Admin Area Session Time-out: This setting will try to keep admin area live as long as you set it in admin, but remember, your HOST has a general setting for session time-outs in php.ini file too. So if it is shorter than your setting in admin, then admin area session will expire according to host setting rather than to yours.



Credit Card Data Register

Credit Card Data Register is a feature in Nash OS and once enabled, a member will be able to register his credit/debit cards registered via members area.



Credit Card Encryptor and Zapper

Credit Card Encryptor and Zapper feature is a part of Credit Card Data Register and it allows to completely encrypt credit/debit cards used by members on your website. Once a card has been expired it is zapped (a.k.a. purged) from the system as well.



Escrow Service

Escrow Service is a feature within Nash OS and it is fully fledged Escrow Service but internally. There are no 3rd party Escrow Service involved. Once enabled in admin

panel, your members are able to use it during checkout. Escrow Service is especially important in real estate sales. For example, several laws in various countries require purchase money to be placed in escrow as result money cannot be paid out to seller until buyer fully accepted the purchase and there will be no refunds due to marking the property or item as fully accepted. The sale can be an Auction or Buy-It-Now item, the money can be kept in escrow, until buyer marks item as accepted and no refund needed. Please see more info in attached pictures.

NOTA BENE: As admin of your site, you can fully manage every escrowed item.



Geo-IP Ban System

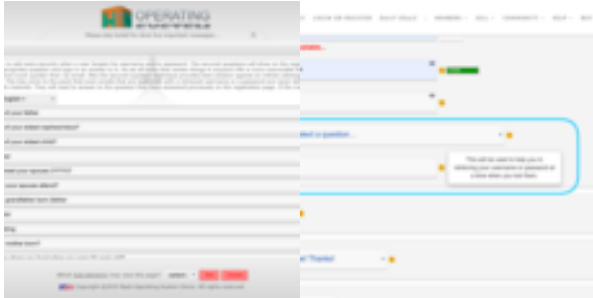
Certain countries dont enforce internet laws thus they are prone to have the most number of internet criminals on their territories. You can ban these countries. Geo-IP Ban System is to ban illegal (a.k.a. General Pool or Open Proxy) IPs and is a touch of extra security to your site. You can ban registrants from such IPs. To just simply saying it is one thing but actually ban certain countries that dont enforce internet laws which are prone to have the most number of internet criminals on their territories, in another thing. So using these feature from admin panel is to help you our in enforcing internet laws and basically help your site to perform more secure way.



Secret Question Answer System

Secret Question Answer System allows to add extra security when a user forgets his username and/or password. The secured questions will show on the registration page

in a drop down format. A new registrant is able to select a most appropriate question and type in an answer to it. As we all know that certain things in anyones life is more memorable than others. This can help a user to retrieve his lost username and/or password much quicker than via email. Also the secured question technique provides best solution against an infinite sabotage from email providers who drastically erase emails marking them as spam. This has come to the point that even emails that are legitimate with a retrieved username or a password are never delivered to the addressee. So use this feature to help your Members get the lost info instantly. They will need to answer to the question they have answered previously on the registration page. If the match is found then the lost info is shown to the user.



Category and Auction Password Protection

Category and Auction Password Protection is a feature of Nash OS and available via admin panel, once enabled you as admin of your site can stop access to any category to anyone who does not know a password to view and browse that category, or to view and browse that category including items within that category. Why would you as admin of your site need to have such feature? The answer is purdy much as simple as it gets, since your site can be visited by people from various countries, then apparently some countries do have their own laws and legal regulations towards certain items as result of that you can simply block access to categories and its items that fall out of such laws and legal regulations. You can have as many categories set to use any password, in other words there could be separate passwords for different categories. Custom text feature within Category and Auction Password Protection allows you to write different reasons to why password protection is in place. Visitors can see your custom text before they login to that category or categories. The text is in the HTML format therefore you can design your custom text as well.



Who Is Online System

Who Is Online System has been developed for Nash OS in order to view who is online and where they are on your site. Admin has its own access to this feature via admin panel and users have access to this feature via homepage. Admin can toggle this feature on and off for users to view or not to view. Also various themes have a direct access to either inside a series of tabs or via link in the site footer.





Themes for your website

Centerpiece Skin

Centerpiece is a stock skin, that is a take on modern full screen design with larger fonts and page elements. This skin can be fully managed by admin as well as allows to be redesigned directly from admin panel. There are many features that come along with this skin, such a skin changer, skin templates, title templates, store template maker, listing designer templates, css and javascript editors, etc.



Billboard Skin

Billboard is a stock skin, that is another take on a business look as well as a very light footprint. This skin can be fully managed by admin as well as allows to be redesigned directly from admin panel. There are many features that come along with this skin, such a skin changer, skin templates, title templates, store template maker, listing designer templates, css and javascript editors, etc.



Carpaint Skin

Carpaint is a stock skin, that is another take on a business look as well as a very light footprint. This skin can be fully managed by admin as well as allows to be redesigned directly from admin panel. There are many features that come along with this skin, such

a skin changer, skin templates, title templates, store template maker, listing designer templates, css and javascript editors, etc.



Autumn Skin

Autumn is a stock skin, that is another take on a business look as well as a very light footprint. This skin can be fully managed by admin as well as allows to be redesigned directly from admin panel. There are many features that come along with this skin, such a skin changer, skin templates, title templates, store template maker, listing designer templates, css and javascript editors, etc.



Spring Skin

Spring is a stock skin, that is another take on a business look as well as a very light footprint. This skin can be fully managed by admin as well as allows to be redesigned directly from admin panel. There are many features that come along with this skin, such a skin changer, skin templates, title templates, store template maker, listing designer templates, css and javascript editors, etc.



Summer Skin

Summer is a stock skin, that is another take on a business look as well as a very light footprint. This skin can be fully managed by admin as well as allows to be redesigned directly from admin panel. There are many features that come along with this skin, such a skin changer, skin templates, title templates, store template maker, listing designer templates, css and javascript editors, etc.



Winter Skin

Winter is a stock skin, that is another take on a business look as well as a very light footprint. This skin can be fully managed by admin as well as allows to be redesigned directly from admin panel. There are many features that come along with this skin, such a skin changer, skin templates, title templates, store template maker, listing designer templates, css and javascript editors, etc.



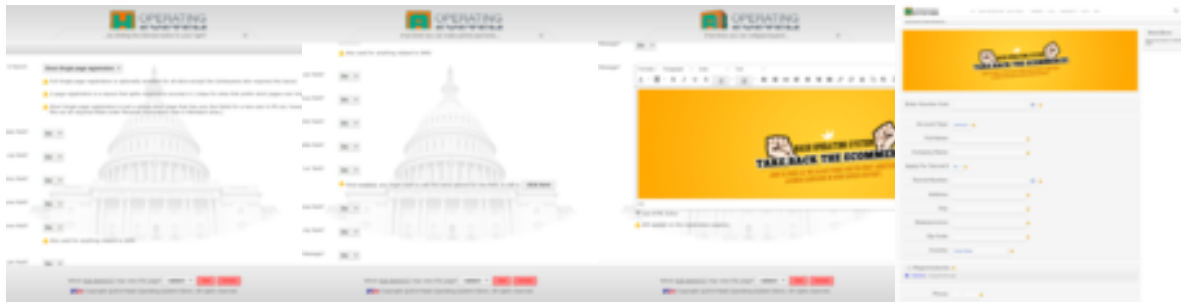
Slideshow System

Slideshow System is a set of features of Nash OS and once enabled from admin panel, it will take over the Homepage Announcements area (Prime Space). Choosing a skin that does not accommodate the slideshow by its design will not display the slideshow. At least 2 slides make up the show that is why it is called a slideshow, so keep at least 2 slides unhidden for each skin while you have the slideshow enabled. Designing a slide too wide will effectively stretch your site skin too wide. To fix that either make the slides width fit the width of your site skins (you can use photoshop or any image editor that lets you resize your slides without distorting them) or use css rule such as `overflow:hidden` to hide any extra pixels of the slides width, so the site skins wont become corrupted by the slides width. If you would like to design your own HTML instead of images for slides, then you can switch each slide into HTML mode by clicking on Yes option in the HTML column below, otherwise leave it at No. Since this feature is optional, you can only use it on an already added and available slide, in other words please upload a slide first and only then switch over to HTML mode if thats your original intention. Remember to learn about HTML and how to write it before using this feature and be very careful with CSS, as you maybe charged by Nash to fixing any html/css code produced by you. Remember that any lines of code you left unclosed and incomplete, can break your site or even worse can make it gone. You just have to double-check your code before clicking on Commit & Submit buttons. Recently, Slideshow System has received few extra cool features, such as ability for admin to change location for each slide - in other words, not only homepage can receive a slideshow but also community360, stores, and categories pages. And of course you can run a different slideshow with a different skin which is real useful when the skin changer is enabled on your site.



Quick Registration Page

Short Single page registration is just a simple short page that has very few fields for a new user to fill out, however it wont allow a new user to start using the site fully until he fills out all required fields under Personal Information view in Members Area.)



2-Page Registration

2-page registration is a layout that splits registration process in 2 steps for sites that prefer short pages over long ones.



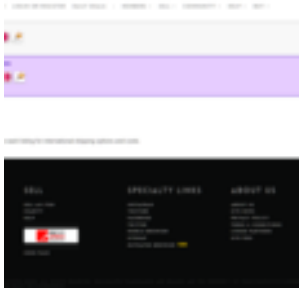
Sign-Out Important Messages

Sign-Out Important Messages feature of Nash OS and available from admin panel only. This feature is to place an important message upon logging off your site by a user. You can place as many messages as you like to randomly rotate them each time a user signs out of your site.



New Improved Pagination

New Improved Pagination allows for bigger buttons, jumping to any available pages directly, as well as typing a page number of your choice to go directly to that page. You can also change number of rows per page to show.



TinyMCE Editor Integration

TinyMCE HTML Editor Integration is an awesome feature as it allows you to use one of the best HTML editors in the world. It is fully integrated through out the Nash OS where HTML editor is appropriate to be integrated. This feature comes with multiple addons that are made by Nash Team, such as switching over to plain text fields or back to HTML fields, as well as predefined text dropdowns that you can select to appear inside the HTML fields instantly. There is a full control of HTML Editor via admin panel, where you can manage the features that HTML editor will include and show to users of your site.

NOTA BENE: Custom set is shown to a user! The Admin will still use a full set of buttons no matter what selection you made below.

NOTA BENE: There is a limit of 3 button rows per editor. So changing to the row field to anything above 3 will automatically set it to 3.

NOTA BENE: Some features may have no preview-icons but will display in the actual editor window on the user-end.



Local Weather Forecaster

Local Weather Forecaster is a US-based feature within Nash OS and is partnered with friends from WeatherForYou. It shows a weather forecast based on your users city/state. It is located on the home page of various stock skins and displayed once a user has signed into his account.

NOTA BENE: This feature needs SSL enabled via admin panel.



Skin Changer

Skin Changer feature is set in admin panel for users to be able to change your site skins. There is a dropdown that holds a set of skins for users to change at any time or from any webpage. You, as admin of your site, can include or exclude any skin from the dropdown that members can use. By including a skin into a skin changer you tell your users that they are okay to go ahead and use a different skin if they want to. There is a minimum of 2 skins in the set of skins that make this feature also enabled. If you set one skin and then enable the skin changer, the skin changer wont be visible to users due to having less than 2 skins included into the skin changer. Please use some common sense when you have to. The sites default skin that is set via admin in site setup view is also the default skin in the skin changer dropdown that users see. Your sites default skin cannot be removed from the skin changer due to the fact that your users must always be able to return to it after using the skin changer. Once again, choosing a single skin or no skin will also disable the skin changer.



Various Item Details Pages

Various Item Details Pages feature is also known through out the Nash OS as Auction Details Page, and is available to site admin via admin panel. Currently, there are 3 different layouts for this feature. Each layout is made to be different than the other layouts, to minimize similarities in how sites that are based on Nash OS look like. In other words, there is a lower chance for 2 different sites to look alike. The feature is highly customizable and scalable in its nature and made possible in Nash OS including every other feature that is needed to function properly on this page or any other page(s) that are linked to Item Details Page. On many occasions you will find out that if you require to change something on your site that is related to item and user features, your best bet is to navigate to this feature via admin panel.



Homepage Welcome Messages

Homepage Welcome Messages feature is also known through out the Nash OS as HP Announcements. It is available to site admin via admin panel. As admin you would require to promote, announce or welcome visitors to your site by adding homepage features which Nash OS has too many to offer and one of them is the welcome messages feature which allows to add HTML messages (images, context, elements, etc.) with various features such as an expiration date for the messages, pausing or unpausing them, assigning priority over other messages, as well as a different welcome message for a different skin when you enable a skin changer for your site. Moreover you can add a title to each welcome message to blend overall look of the welcome message with the rest of the skin and layout.



Store Kit

The storeKit feature that is available to store owners via members area of your site. It allows to show sellers items that he sells on Nash OS based website to his own website visitors. He can put the storeKit on his website by copying one of two snippets of code and pasting it into a web page on his website. There is a variation of 2 snippets: Basic Store Kit and Full Store Kit. The difference is that basic is a small snippet that can be placed in a small area on any page that has its own content. The full storeKit is a large snippet that needs its own page as it is a store page with a category browser included as well.



Customizable Members Area

Customizable Members Area feature is a part of Nash OS and is one of the major ones that make members life easier inside the members area. Since the Members Area is enormous on its own and has thousands of views and features, sub-views and sub-features, it has been imperative to us to make a super easy view that aggregates various aspects of the Members Area where one can see everything at once as well as isolate what more important to his selling or shopping endeavours. As result of the above, the Customizable Members Area feature was born. Please enjoy!!



Admin Dark Mode

This is the dark color mode (also known as the night mode) for the admin panel. It is located towards the bottom of the Site Setup view in admin panel. Please see below screenshots for a more detailed info.




God View

God View is an admin feature of Nash OS to see registered location of each and every member, except the guests that were auto-registered via facebook/google connect, or used a fake address to register.



Navigational Favorites

Navigational Favorites is an admin feature of Nash OS that allows to set up to 9 shortcuts to access any settings of your choice. They display above all settings in the navigation at your left hand side in admin panel.



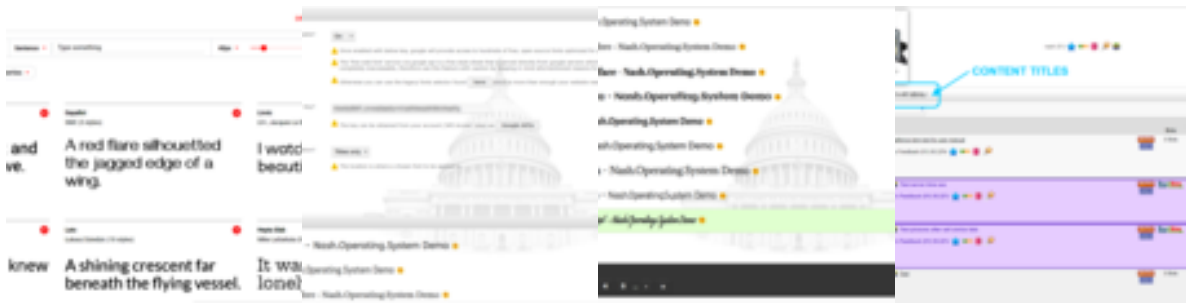
Heatmap System

Heatmap System is another great feature in admin panel of Nash OS that help you analyze where people click on your site. As result you will discover better spots to place your banners, how to organize navigation, where to put advertisements like AdSense and more. The heatmap of clicks can show you what works - which links people did find and click on. The click log gets deleted automatically when its too big for the system to handle. What if you dont want clicks from certain IP address to be recorded by heatmap system. Simply add an IP address of your choice to the IP blacklist textarea field and that IP address will not be recorded nor shown on the heatmap.



Google Web Fonts Integration

Google Web Fonts Integration is an admin feature of Nash OS and once enabled then google will provide access to hundreds of free, open-source fonts optimized for your site. The free web font service via google api is a free style-sheet that is served directly from google servers which are free to use but from time to time might be slow or completely inaccessible, therefore use this feature with caution by keeping in mind aforementioned reasons for your site not display correctly. Once all set up and looks like in below screenshot then you can set either all site use a font of your choice or only content titles.



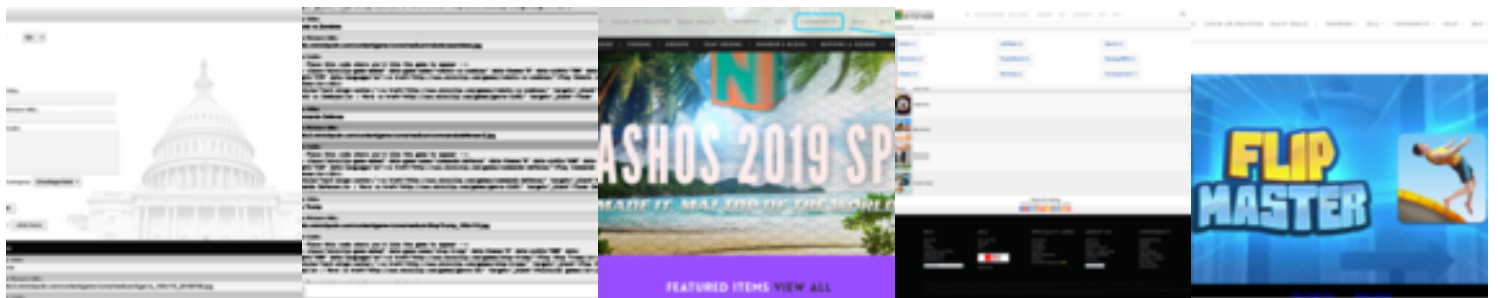
Speech Recognition

Speech Recognition is another small but very useful admin feature of Nash OS that allows to add new HTML5 speech attribute to all input fields except textarea and non-fields. This will allow you and/or your users to enter text using voice recognition. This is Google Chrome 11+ only feature.



Arcade Room

Arcade Room is a fun feature that is available in Community Section of admin panel of Nash OS and allows to add games to Nash OS to let the site users play them via Arcade Room in Community portal when they stay on your site.



Voucher Styles

Voucher Styles is an admin feature that includes settings and management views and allows you (site admin) to provide discounts on various chargeable actions for members. Signup, gift, item setup fees are considered by Nash OS as chargeable actions unless otherwise set to be free from admin. However once those fees are set to be charged from admin panel then vouchers can be utilized to attract more sales at any time. Having said that you (site admin) have full control over vouchers and which fees are included into voucher type of discounts, could be percentage or flat discount. Also vouchers can have their own names (not just promo codes) as we call them in Nash OS as Voucher Styles, please see below screenshot(s) for a detailed information. On top of it all, you can also email vouchers to your members as a newsletter that promotes above chargeable actions. During voucher setup process, you (site admin) is able to assign vouchers to any specific user or to all users, as well as pick and choose whether a voucher will be a credit or a reduction of a fee as well as various other settings, please see below screenshot(s) for a detailed information.



Email Que System

Email Que System is an admin panel feature of Nash OS that allows admin send out newsletters in a que fashion which means a batch of emails send out once every minute or every five minutes or once an hour or whatever the time cycle you set for them to be sent out by Nash OS. Keep in mind that having emails send out in batches removes a problem with servers that only allow for certain number of emails to be send by a website that is hosted on that server. Yes, believe it or not, but there still are hosts who do in fact limit newsletters to a certain number per hour emailed to their site members :(Nevertheless, this feature helps to keep emailing newsletters without resending to the same users, because if you had no such feature then the newsletters would only be sent to first batch of emails before the hosting provider would block the rest of the emails and next time when you re-run same newsletter then the rest of the users would never see it as only first batch would go through. Ergo sending emails in shorter batches allows to send to all users eventually. This is a very massive feature as you can see from the screenshots. There is a filtering process during which you fine tune everything before starting the newsletter sending process. This feature comes with an auto-text sub-feature, which allows each email refer to each recipient by his

username or by his full name.



Hosted Emails System

Hosted Emails System is an admin feature of Nash OS that adds email hosting capabilities to your site. In other words, a registered user can automatically receive their own email box within your site and access his email box via members area.

NOTA BENE: You can only use this system if your server has PHP5 compiled with IMAP support and the Catch-all email server-end feature.

NOTA BENE: If the IMAP library and Catch-all email server-end feature are installed/enabled/available for you, then login to your server cpanel and go to Catch-all email view and follow the instructions shown there.



Google AdSense Integration

Google AdSense Integration is an admin feature of Nash OS and located within Banner Ad Control Panel of the Admin Panel. There you will find Regular and Code types of banners and the code banner is for Google AdSense banners. Google AdSense banners are integrated straight forward by copy and paste the banner code from your Google AdSense account.



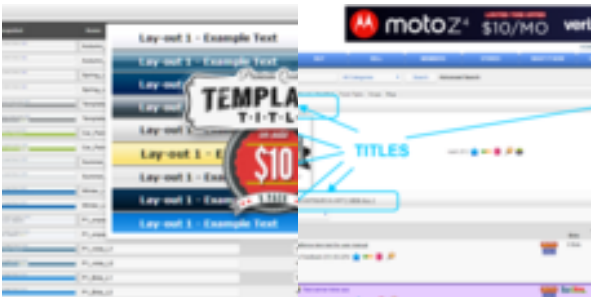
Listing Designer Templates

Listing Designer Templates is an admin feature of Nash OS and allows admin to toggle on and off templates for Listing Designer. Please see screenshot(s) below for a detailed information.



Title Templates

Title Templates is an admin feature of Nash OS and allows admin to toggle on and off templates for Titles. Please see screenshot(s) below for a detailed information.



Store Template Maker

Store Template Maker is an admin feature of Nash OS and allows admin to build and toggle on and off templates for Stores. Please see screenshot(s) below for a detailed

information.



Skin Templates

Skin Templates is an admin feature of Nash OS and allows admin to toggle on and off templates for Skins. Please see screenshot(s) below for a detailed information.



Google Webpage Translator Integration

Google Webpage Translator Integration is an admin feature of Nash OS that allows you (site admin) to display a dropdown list of various languages for the visitors to use to translate your front end web pages. It is a part of Member Defined Language feature in Admin Panel. Please see below screenshot(s) for a detailed information.



eBay Affiliate Listings Integration

eBay Affiliate Listings Integration is an admin feature of Nash OS and allows you (site admin) to incorporate eBay Affiliate Listings into your site item listings. It is a part of eBay Affiliate tools in admin panel. There are 2 Affiliate Types: eBay Partner Network and Mediaplex. Choose one that is more preferable to you.

NOTA BENE: Do not enable it unless you intend to setup each category specific ebay affiliate listings option.

NOTA BENE: Once enabled, the options from each category options view will become available for you to setup each category specific ebay affiliate listings option.

NOTA BENE: You need to run Initialize eBay Affiliate Listings cron each time you disable this feature or when you enable it and finish setting up the category specific ebay affiliate listings options. This cron can be found toward the bottom of Admin Area main page.



Voucher Usage Tracker

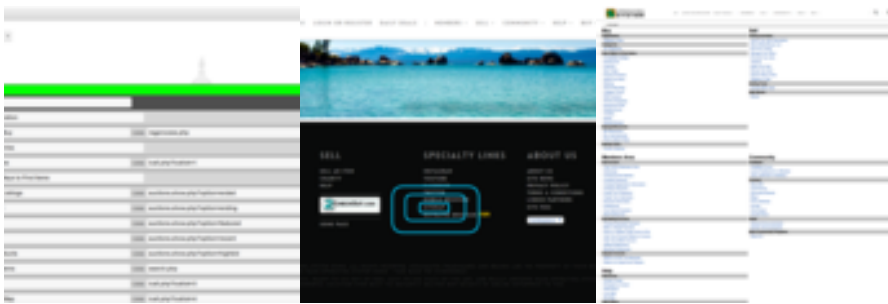
Voucher Usage Tracker is an admin feature of Nash OS that allows you (site admin) to track your sites voucher usage by members. it is a part of Voucher Styles in Admin Panel.



My Sitemap Maker

My Sitemap Maker is an admin panel feature of Nash OS and allows you (site admin) to

create maps of your site. What is a sitemap? A sitemap is a file where you provide information about the pages, videos, and other files on your site, and the relationships between them. Search engines like Google read this file to more intelligently crawl your site. A sitemap tells the crawler which files you think are important in your site, and also provides valuable information about these files: for example, for pages, when the page was last updated, how often the page is changed, and any alternate language versions of a page. Nash OS offers various manual and automatic tools to create your sitemaps. This particular one is a manual tool that lets you make sure only the pages of your particular interest are available for visitors to browse and for search engines to crawl. This particular sitemap when created is displayed at the standalone web page accessible via a link in the header or footer of your site depending on which site theme is utilized.



Google Maps Integration

Google Maps Integration is an admin feature of Nash OS and allows you (site admin) to display Google Maps through out your site as well as admin panel.



Server Farm for Images

Server Farm for Images is an admin panel feature of Nash OS that allows you (site admin) to serve item images from another server. That is a very powerful feature of Nash OS that lets you minimize the impact on loading pages worldwide and serve images for items, auctions, classifieds, and etc much faster by serving images from a

server that is other than your website server. Every time a member posts an item, wanted or classified ad or an auction his images will be automatically stored on a different server and served from that server when visitors browse item listings and views.



Visual Charts System

Visual Charts System is an admin feature of Nash OS and allows you (site admin) to see vital data of your site visualized in a form of charts.



Automatic Banner Insertion System

Automatic Banner Insertion System is an admin feature of Nash OS and it is a part of Linked Partners Page feature. It allows a user add his banner to your site automatically. The way it is implemented is by banner exchange process. Your user adds your banner to his site first and then adds his banner to your site. Your site will check if he added your banner (and continue checking at all times) first then allows him to add his banner to your site via Linked Partners Page.



External Linking Widget

External Linking Widget is an admin feature of Nash OS and allows you (site admin) display your AddThis Widget.



Admin Panel Style Changer

Admin Panel Style Changer is an admin feature of Nash OS and allows you (site admin) minimize the similarity of your admin login page to other Nash OS based websites. It is a nice touch that make it look less generic.



User Browser and OS Organizer

User Browser and OS Organizer is an admin feature of Nash OS and allows you (site admin) to see which browser and operating system a new use comes from. This is a

nice feature that helps you see what majority of members are using in general to access your site and if necessary use css styles and js scripts (within css and js editors of your admin panel) accordingly. This is a member based feature and located within member management view inside each member details view.



User Unsubscribe Email System

User Unsubscribe Email System is an admin feature of Nash OS and allows members unsubscribe from site emails of their choice via Members Area > Mail Preferences.



Admin Newsletters System

Admin Newsletters System is an admin feature of Nash OS and allows admin send every variety of emails to members and email notification subscribers. Any email can be edited, revised, deleted, tuned up to use certain categories of items or events, or users, or ages, jobs, incomes, etc. Admin Newsletters System allows to send emails in batches, as well as scheduled emails, repetitive emails, newsletters, blog news, item news, sales, discounts, group meetups, swap meets, classifieds, wanted ads, updates, auctions, etc. Items of different formats can be grouped and emailed in lists or individually. Whatever you name it we got it all.



My Site Investment Versus Income Tracker

My Site Investment Versus Income Tracker is an admin feature of Nash OS that allows you (site admin) to compare any money that you invested into your site against any money you have earned from your site. This is a great solution for those who like to be in the know of whats going on with the site fiscally wise.

NOTA BENE: This is a place where you can track all the site expenses you went thru with building and maintaining the site. Title is the name of the investment, description is the additional information about an investment, my investment is the actual money value that was spent, date is the date and time of the investment taken effect (must be in this format: 2019-09-01 15:30:00), order is the row order for viewing all the investment rows (good for sorting your investments by importance).

NOTA BENE: The Income is based on payments made to the admin through the system. If you receive a payment outside of system (ex. a check or a money order or a bank transfer) you adjust a members balance manually which is taken by the system as a payment too and included in the income calculation as well.



Custom Feedback System

Custom Feedback System is an admin feature of Nash OS that allows you (site admin) to customize the fields that are available in Members Area > Feedback Forum.



Admin Help System

Admin Help System is an admin feature of Nash OS and allows you (site admin) set up help topics and articles page on your site. This is a full fledge documentation maker that allows you to describe every aspect of your site features and functionality in a categorized manner. Basically you add topics then add articles to topics. On the user end it is displayed as list of clickable topics that disclose articles. Users can search articles to narrow down to their specifics.

NOTA BENE: Whenever you add or hide or delete a topic or subtopic, make sure the articles are re-assigned to a correct topic, so they can be displayed on the sites help pages



Live Help System

Live Help System is an admin feature of Nash OS that allows you (site admin) to provide Live Support at any time. Once you click on live help icon in admin panel, the live help chat window will popup that will indicate that you are officially ready to take any live questions from your users. As for the user-end, the users will see live help icon changes from gray to green color indicating that someone from admin team is ready to speak via live help chat window. Once a user clicks on green live help icon then a chat window pops up and they see your message that says How may we help you? then user can start typing into the chat window to start live conversation with you. You will see when the user is typing and what his typing. You can have unlimited number of conversations from different users as your admin-end chat window lists all users who

are chatting with you. Once you finish your live chat shift then you can simply close the chat window (admin-end) and the system will understand it as you left and will change green icon to gray icon on the user-end as well.

NOTA BENE: Live Help Chat Window(s) will auto-close after 5 minutes of no activity.



Member Help System

Member Help System is an admin feature of Nash OS that allows you (site admin) run a forum-like help center with your members helping one another. In other words, you provide topics for the help center and your members can ask questions within those topics and if another member has learned an answer to their questions he provide an answer instead of you. Sort of interactive help center that not only allows members help each other but builds a community as well.



Site Categories Exporter

Site Categories Exporter is an admin feature of Nash OS that allows you (site admin) download all site categories. This feature is a part of Print Categories feature in admin panel.



Admin Email Tester

Admin Email Tester is an admin feature of Nash OS that allows you (site admin) test your admin email right from the admin panel.



Nashelp-Desk Integration

Nashelp-Desk Integration is an admin feature of Nash OS and allows you (site admin) to file a ticket to Nash Help Desk directly via your admin panel.



Site Fees Rollout

Site Fees Rollout is an admin feature of Nash OS and allows you (site admin) to display your sites rate card (also known as admin fees).



Privacy Policy

Privacy Policy is an admin feature of Nash OS that allows you (site admin) to display Privacy Policy page on the user-end of your site.



Terms & Conditions

Terms & Conditions is an admin feature of Nash OS that allows you (site admin) to display Terms & Conditions page on the user-end of your site.



Extend Auction Time

Extend Auction Time is an admin feature of Nash OS and allows you (site admin) automatically Extend Auction Time of any auction item that was down during sites maintenance time or after your server was down for a technical issue or a fiscal issue

such as unpaid hosting subscription or unavailable checkout on the server provider end. In other words, there could be various reasons when your site or server was down, and since such event(s) can happen out of the blue moon then obviously your auction items must have a way to extend their time as result of that Extend Auction Time feature had been introduced.




Feedback Congratulations

Feedback Congratulations is an admin feature of Nash OS and allows you (site admin) to congratulate via email certain milestones of a users feedback. For example, when a user reaches 105 positive feedbacks then Feedback Congratulations email is automatically sent out to that user. You can even include a fee credit or a virtual gift card that shows you did not forget about the user(s). It is a nice and heart-warming feature that leaves a good memory of your site among your users.



Non-Deliverable Email Filter

Non-Deliverable Email Filter (also known as NDE) is an admin feature of Nash OS and allows you (site admin) mark any email address that your emails fail to get to as non-deliverable emails. This feature is to make sure your sent emails do not consume your servers limit on number of emails per hour or per day for no apparent reason as they dont go through to non-deliverable emails in the first place. Also you can use this feature to avoid sending emails to your test users to minimize the number of useless email addresses that your server has to send to.



Quick Admin Login

Quick Admin Login is an admin feature of Nash OS that allows you (site admin) to skip entering PIN code on the Admin Login screen.



Gzip Page Compressor & Optimizer

Gzip Page Compressor & Optimizer is an admin feature of Nash OS that allows your members browse your site up to 88% faster. The dial-up members will be especially happy about it. Plus you'll save up to 85% of your site's bandwidth which is good too! There is a sub-feature of this feature that allows to double-check how the compression and optimization work out for your site.



Site Stats Super Viewer

Site Stats Super Viewer is an admin feature of Nash OS that allows you (site admin) see the most vital statistics of your site at glance.



Polls System

Polls System is an admin feature of Nash OS and allows you (site admin) run a poll or polls on your site. Your polls can be time-limited to end at certain date or time, or they can be indefinite or run until you end them.



Recurring Fees

Recurring Fees is an admin feature of Nash OS and allows you (site admin) set up recurring admin fees also known as plans.

NOTA BENE: Make sure the signup fee is activated but the fee is 0.00 (it is ZERO DOT ZERO ZERO) otherwise you will double-charge your new user at the end of registration. Then come back here and assign a range of recurring fees. Basically recurring fees are the same as a signup fee but they loop in cycles which are usually called as subscription plans. Your members will be charged automatically via paypal based on the day-range you setup here. The reason to use multiple options is to give some discount to members who want to save money if they pay for a longer day-range. Example: you can offer 5 or more different plans. Pay 10 dollars every 7 days or pay 20 dollars every 30 days or pay 50 dollars every 90 days or pay 95 dollars every 180 days or pay 180 dollars every 365 days. Some will prefer pay less now but in a long run they will end up paying more, but some will pay you more now but save a bundle in the

future. Also there is No Plan option which allows users to sign up to your website without any subscription plan so to pay the site fees upon their due date rather than upon a subscription plan due date.



Instant Image Watermarker

Instant Image Watermarker is an admin feature of Nash OS and allows you (site admin) watermark all images that come through user-end to your site whether uploaded image, attached image, and etc. Your site watermark image will be placed over aforementioned images. This sub-feature is a part of Image Settings feature in admin panel.



Instant Image Resizer And Rescaler

Instant Image Resizer And Rescaler is an admin feature of Nash OS and allows you (site admin) rescale and resize all images that come through user-end to your site whether uploaded image, attached image, and etc. This sub-feature is a part of Image Settings feature in admin panel.



Commission System

Commission System is an admin feature of Nash OS and allows you (site admin) provide users with commissions off site fees upon their referrals have paid End-Of-Auction Fee to your site. This is a sub-feature of Referral System feature. You can share your sites End of Auction Fee that you receive when a referred seller make a sale.



Referral System

Referral System is an admin feature of Nash OS and allows you (site admin) to promote your site and its users via Referral System.



Country-based Website System

Country-based Website System is an admin feature of Nash OS and allows you (site admin) to set your site so it shows only items from the country of the visitor and user only.



Smart Admin Invoice System

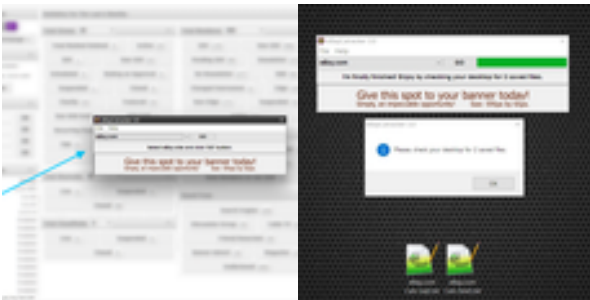
Smart Admin Invoice System is an admin feature of Nash OS and allows you (site admin) to send invoices either manually or automatically, either by mail or by email, either cash or online. In other words, any way is better than no way! This sub-feature is a part of Overdue Clients feature in admin panel.



Desktop Apps

eBayCatracker

eBayCatracker is a desktop application that comes with Nash OS and allows you to grab/track categories on ebay. Simply download the app from your admin panel, then install it on your desktop computer, and open it (right click to run it as administrator as it requires windows os to save generated files on your desktop), then click on GO button to start the process of grabbing all categories and saving them to your desktop. There will be 2 files generated. One is in text format easy to read it by human and another file is in SQL format ready to be uploaded to your category database table on your server. Basically, this app allows you to quickly match all the cats of your site to the cats from ebay. This should be done before your site goes live, in other words when you purchased Nash OS and it is fully installed on your server then you can proceed to matching all the cats first and then proceed with toggling on or off the rest of the features in admin panel.



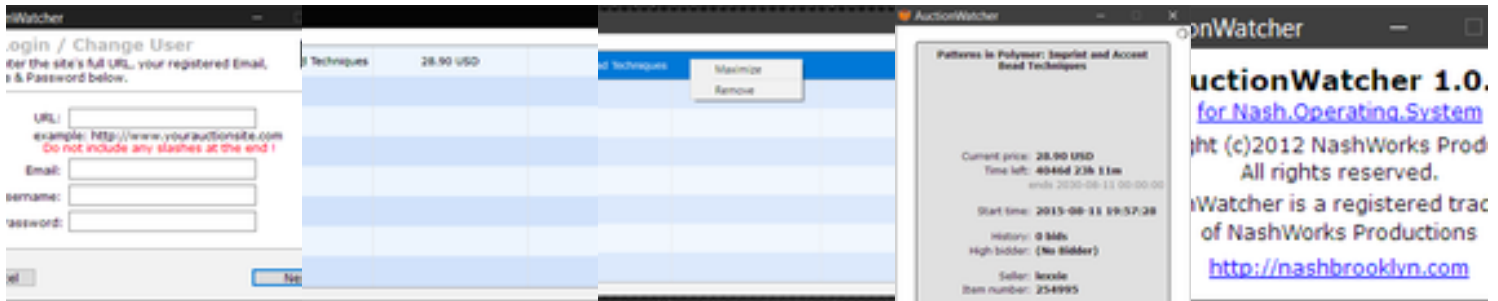
Nash Screenshot Creator

Nash Screenshot Creator is a windows app that allows you to take full screenshots and attach them to your ticket(s) in Nash Help Desk (also known as Nashelp or NDC). This is probably the fastest and the easiest screenshot app on the market as all it does is captures screen you are looking at and converts it to a picture. The picture that is captured is exactly what is needed on our end to be on the same page with as it includes not just an active area of the screen but also taskbar and frame of a browser you are using.



Auction Watcher

Auction Watcher is a windows app that allows any member that marked any item as watched item on your site to watch the same item(s) via this app. Your member downloads the app, then pastes url to your site, email, username and password and clicks LOGIN button. Once logged in he can see all watched items he currently have marked as watched. This app is made to minimize the time it takes for member to navigate to watched items. There is no special requirements for this app to run on windows computer except that windows 10 needs to run this app as administrator due to permissions to read and write into the Auction Watcher folder.



The background features a series of concentric, curved lines that create a sense of depth and movement. The lines are primarily light blue and grey, with a prominent dark blue line that curves around the central text. The overall effect is clean, modern, and futuristic.

YOU'RE READY
TO MAKE YOUR FIRST MILLION.

MISCELLANIES:

Nash OS Demo

This is a link to Nash OS demo. Click to open.

Nash OS Editions

This is a link to all Nash OS editions. Click to open.

Nash OS Blog

This is a link to Nash OS blog. Click to open.

Official NDC App

This is a link to NDC App. Click to open.

Nash Help Desk

This is a link to NDC Help Desk. Click to open.

NDC Instagram

This is a link to NDC Instagram page. Click to open.

NDC Facebook

This is a link to NDC Facebook page. Click to open.

NDC Twitter

This is a link to NDC Twitter page. Click to open.

NDC Youtube

This is a link to NDC Youtube page. Click to open.

Project Calculator

Allows you to get a quick price quote for your project. [Click to open.](#)

Copyright

(C)2024 NASH DEV CENTRAL (EST.2004). All rights reserved.